

In the opinion of Orrick, Herrington & Sutcliffe LLP, Bond Counsel to the Board ("Bond Counsel"), based upon an analysis of existing laws, regulations, rulings and court decisions, and assuming, among other matters, the accuracy of certain representations and compliance with certain covenants, interest on the Series 2020B Bonds is exempt from State of California personal income taxes. Bond Counsel observes that interest on the Series 2020B Bonds is not excluded from gross income for federal income tax purposes. Bond Counsel expresses no opinion regarding any other tax consequences relating to the ownership or disposition of, or the amount, accrual or receipt of interest on, the Series 2020B Bonds. See "TAX MATTERS" herein.



\$829,425,000
TRUSTEES OF THE
CALIFORNIA STATE UNIVERSITY
SYSTEMWIDE REVENUE BONDS
SERIES 2020B (TAXABLE)

Dated: Date of Delivery**Due: November 1, as shown on inside cover**

The Trustees of the California State University Systemwide Revenue Bonds, Series 2020B (Taxable) (the "Series 2020B Bonds") are being issued by the Trustees of the California State University (the "Board") pursuant to an Indenture, dated as of April 1, 2002, as supplemented from time to time, including by a Thirty-First Supplemental Indenture in respect of the Series 2020B Bonds, dated as of February 1, 2020 (collectively, the "Indenture"), between the Board and the Treasurer of the State of California, as trustee (the "State Treasurer"). The Series 2020B Bonds are being issued to finance and refinance the acquisition, construction, renovation and improvement of certain facilities of the California State University and to refinance certain prior bonds to achieve debt service savings. See Appendix H—"PROJECTS FINANCED AND BONDS REFUNDED WITH SERIES 2020B BONDS."

The Series 2020B Bonds are being issued on a parity with other bonds of the Board that have been issued previously or may be issued in the future pursuant to the Indenture. The pledge of and lien on the Gross Revenues under the Indenture secures bonds issued under the Indenture on a parity basis and is senior to other indebtedness of the Board. See "SECURITY FOR THE SERIES 2020B BONDS—Parity Lien Indebtedness; No Senior Lien Indebtedness."

The Series 2020B Bonds will be issued in fully registered form in denominations of \$5,000 each or any integral multiple thereof, and following their purchase by the Underwriters will be registered in the name of Cede & Co., as nominee of The Depository Trust Company ("DTC"), New York, New York. DTC will act as securities depository of the Series 2020B Bonds. Individual purchases will be made in book-entry form only, in principal amounts of \$5,000 and integral multiples thereof. Purchasers will not receive certificates representing their interests in the Series 2020B Bonds purchased. See "THE SERIES 2020B BONDS—Book Entry Only System."

Interest on the Series 2020B Bonds is payable semiannually on May 1 and November 1 of each year, commencing November 1, 2020. Principal of and interest on the Series 2020B Bonds are payable by the State Treasurer, as trustee, to DTC. DTC is required to remit such principal and interest to its Participants for subsequent disbursement to the Beneficial Owners of the Series 2020B Bonds, as described herein. See Appendix G—"BOOK-ENTRY ONLY SYSTEM."

The Series 2020B Bonds are subject to optional redemption and mandatory sinking account redemption as described herein. See "THE SERIES 2020B BONDS—Redemption."

MATURITIES, AMOUNTS, INTEREST RATES AND PRICE
SEE INSIDE COVER

THE SERIES 2020B BONDS ARE LIMITED OBLIGATIONS OF THE BOARD, PAYABLE FROM GROSS REVENUES AND OTHER AMOUNTS PLEDGED UNDER THE INDENTURE. NEITHER THE PAYMENT OF THE PRINCIPAL OF THE SERIES 2020B BONDS NOR ANY PART THEREOF, NOR ANY INTEREST THEREON, CONSTITUTES A DEBT, LIABILITY OR OBLIGATION OF THE STATE OF CALIFORNIA. THE SERIES 2020B BONDS ARE NOT SECURED BY A LEGAL OR EQUITABLE PLEDGE OF, OR CHARGE, LIEN OR OTHER ENCUMBRANCE UPON, ANY OF THE PROPERTY OF THE STATE OF CALIFORNIA OR OF THE BOARD, EXCEPT TO THE EXTENT OF THE AFOREMENTIONED PLEDGE. THE OWNERS OF THE SERIES 2020B BONDS HAVE NO RIGHT TO COMPEL THE EXERCISE OF ANY TAXING POWER OF THE STATE OF CALIFORNIA. THE BOARD HAS NO TAXING POWER.

This cover page contains information for quick reference only. It is not a summary of this issue. Potential investors must read the entire Official Statement to obtain information essential to making an informed investment decision.

The Series 2020B Bonds are offered when, as and if issued, subject to the approval of certain legal matters by Orrick, Herrington & Sutcliffe LLP, Bond Counsel to the Board. Certain legal matters will be passed upon for the Board by its General Counsel and for the Underwriters by Stradling, Yocca, Carlson & Rauth, a Professional Corporation, as Underwriters' Counsel, and Orrick, Herrington & Sutcliffe LLP, as Disclosure Counsel to the Board. It is anticipated that the Series 2020B Bonds will be available for delivery to DTC in New York, New York, on or about February 27, 2020.

BofA Securities**Citigroup****Piper Sandler & Co.****Siebert Williams Shank & Co., LLC**

Academy Securities
Cabrera Capital Markets, LLC
J.P. Morgan
Ramirez & Co., Inc.
Rice Financial Products Company
UBS

Alamo Capital
Goldman Sachs & Co. LLC
Loop Capital Markets
Raymond James

Barclays
Great Pacific Securities
Morgan Stanley
RBC Capital Markets
Stifel
Wells Fargo Securities

Dated: February 5, 2020

MATURITY SCHEDULE

SERIES 2020B BONDS (TAXABLE)

Maturity (November 1)	Principal Amount	Interest Rate	Price	CUSIP[†] (13077D)	Maturity (November 1)	Principal Amount	Interest Rate	Price	CUSIP[†] (13077D)
2020	\$2,410,000	1.473%	100%	JY9	2029	\$ 8,805,000	2.214%	100%	KH4
2021	3,350,000	1.493	100	JZ6	2030	9,000,000	2.254	100	KJ0
2022	8,500,000	1.523	100	KA9	2031	9,205,000	2.364	100	KK7
2023	8,625,000	1.557	100	KB7	2032	9,435,000	2.464	100	KL5
2024	8,755,000	1.646	100	KC5	2033	9,665,000	2.534	100	KM3
2025	8,350,000	1.766	100	KD3	2034	9,925,000	2.634	100	KN1
2026	8,495,000	1.901	100	KE1	2035	10,195,000	2.714	100	KP6
2027	8,660,000	2.001	100	KF8	2036	10,485,000	2.784	100	KQ4
2028	8,850,000	2.084	100	KG6	2037	10,775,000	2.834	100	KR2

\$35,740,000 2.965% Term Bond due November 1, 2039 Price: 100% CUSIP[†] 13077DKS0

\$54,180,000 3.065% Term Bond due November 1, 2042 Price: 100% CUSIP[†] 13077DKT8

\$586,020,000 2.975% Term Bond due November 1, 2051 Price: 100% CUSIP[†] 13077DKU5

[†] CUSIP® is a registered trademark of the American Bankers Association. CUSIP Global Services (CGS) is managed on behalf of the American Bankers Association by S&P Global Market Intelligence. Copyright© 2020 CUSIP Global Services. All rights reserved. CUSIP® data herein are provided by CUSIP Global Services. The data presented are not intended to create a database and do not serve in any way as a substitute for the CGS database. CUSIP® numbers are provided for convenience of reference only. None of the Board, the Underwriters or their agents or counsel assume responsibility for the accuracy of such numbers. The CUSIP number for a specific maturity is subject to being changed after the issuance of the Series 2020B Bonds as a result of various subsequent actions, including, but not limited to, a refunding in whole or in part of such maturity or as a result of the procurement of secondary market portfolio insurance or other similar enhancement by investors that is applicable to all or a portion of certain maturities of the Series 2020B Bonds.

CALIFORNIA STATE UNIVERSITY

Trustees

The Honorable Gavin Newsom	<i>Governor of California</i>
The Honorable Eleni Kounalakis	<i>Lieutenant Governor</i>
The Honorable Anthony Rendon	<i>Speaker of the Assembly</i>
The Honorable Tony K. Thurmond	<i>State Superintendent of Public Instruction</i>
Dr. Timothy P. White	<i>CSU Chancellor</i>
Adam Day	<i>Chair, CSU Board of Trustees</i>
Lillian Kimbell	<i>Vice Chair, CSU Board of Trustees</i>
Dr. Silas H. Abrego	<i>Member, CSU Board of Trustees</i>
Larry L. Adamson	<i>Interim Alumni, CSU Board of Trustees</i>
Jane W. Carney	<i>Member, CSU Board of Trustees</i>
Rebecca D. Eisen	<i>Member, CSU Board of Trustees</i>
Dr. Douglas Faigin	<i>Member, CSU Board of Trustees</i>
Dr. Debra S. Farar	<i>Member, CSU Board of Trustees</i>
Jean P. Firstenberg	<i>Member, CSU Board of Trustees</i>
Wenda Fong	<i>Member, CSU Board of Trustees</i>
Juan F. Garcia	<i>Student, CSU Board of Trustees</i>
Maryana Khames	<i>Student, CSU Board of Trustees</i>
Jeffrey R. Krinsk	<i>Member, CSU Board of Trustees</i>
Jack McGrory	<i>Member, CSU Board of Trustees</i>
Hugo N. Morales	<i>Member, CSU Board of Trustees</i>
Dr. Romey Sabalius	<i>Faculty, CSU Board of Trustees</i>
Lateefah Simon	<i>Member, CSU Board of Trustees</i>
Christopher Steinhauser	<i>Member, CSU Board of Trustees</i>
Peter J. Taylor	<i>Member, CSU Board of Trustees</i>

Officers and Executives

Dr. Timothy P. White, <i>Chancellor</i>
Steve Relyea, <i>Executive Vice Chancellor and Chief Financial Officer for Business and Finance</i>
Dr. Loren J. Blanchard, <i>Executive Vice Chancellor for Academic and Student Affairs</i>
Andrew Jones, <i>Executive Vice Chancellor, General Counsel and Secretary of the Board</i>
Garrett P. Ashley, <i>Vice Chancellor, University Relations and Advancement</i>
Evelyn Nazario, <i>Vice Chancellor, Human Resources</i>
Larry Mandel, <i>Vice Chancellor and Chief Audit Officer</i>

Special Services

The Honorable Fiona Ma <i>Treasurer of the State of California</i>
The Honorable Xavier Becerra <i>Attorney General of the State of California</i>
Orrick, Herrington & Sutcliffe LLP Bond Counsel and Disclosure Counsel
KNN Public Finance, LLC Municipal Advisor
Causey Demgen & Moore P.C. Verification Agent

This Official Statement does not constitute an offer to sell or the solicitation of an offer to buy, nor shall there be any sale of Series 2020B Bonds by any person in any jurisdiction in which it is unlawful for such person to make such an offer, solicitation or sale. No dealer, broker, salesperson or other person has been authorized to give any information or to make any representations other than as contained in this Official Statement and, if given or made, such other information or representations must not be relied upon as having been authorized by the Board or the State of California.

Certain of the information set forth herein has been obtained from the State of California, the Board, and other sources which are believed to be reliable. Such information is not guaranteed as to accuracy or completeness. The information and expressions of opinion herein are subject to change without notice, and neither delivery of this Official Statement nor any sale made hereunder shall, under any circumstances, create any implication that there has been no change in the affairs of the State of California or the California State University since the date hereof. This Official Statement is submitted in connection with the sale of the Series 2020B Bonds and may not be reproduced or used, in whole or in part, for any other purpose, unless authorized in writing by the California State University.

The Underwriters have provided the following sentence for inclusion in this Official Statement:

The Underwriters have reviewed the information in this Official Statement in accordance with, and as part of, their responsibilities to investors under the federal securities laws as applied to the facts and circumstances of this transaction, but the Underwriters do not guarantee the accuracy or completeness of such information.

This Official Statement is not to be construed as a contract with the purchasers of the Series 2020B Bonds. Statements contained in this Official Statement which involve estimates, projections, forecasts or matters of opinion, whether or not expressly so described herein, are intended solely as such and are not to be construed as representations of facts.

A wide variety of other information, including financial information, concerning the State of California and the California State University is available from State agencies, State agency publications and State agency internet sites. Any such information that is inconsistent with the information set forth in this Official Statement should be disregarded. No such information is a part of, or incorporated into, this Official Statement. The references to internet websites contained in this Official Statement are shown for reference and convenience only; the information contained in such websites is not incorporated herein by reference and does not constitute a part of this Official Statement.

THE SERIES 2020B BONDS HAVE NOT BEEN REGISTERED UNDER THE SECURITIES ACT OF 1933, AS AMENDED, IN RELIANCE UPON AN EXEMPTION CONTAINED IN SUCH ACT. THE SERIES 2020B BONDS HAVE NOT BEEN REGISTERED OR QUALIFIED UNDER THE SECURITIES LAWS OF ANY STATE.

TABLE OF CONTENTS

	Page
INTRODUCTION	1
General	1
CSU and Systemwide Financing Program	1
Security for the Series 2020B Bonds.....	2
Purpose of the Series 2020B Bonds	2
Capital Financing Authorities	2
Redemption	3
Continuing Disclosure.....	3
Forward Looking Statements	3
Certain Information Related to this Official Statement	3
THE SERIES 2020B BONDS	4
General	4
Book Entry Only System.....	4
Redemption	4
Defeasance	8
SECURITY FOR THE SERIES 2020B BONDS.....	8
Limited Obligations.....	8
Pledge.....	8
Rate Covenant	9
Parity Lien Indebtedness; No Senior Lien Indebtedness	9
ESTIMATED SOURCES AND USES OF FUNDS	10
PLAN OF FINANCE	10
Projects Financed by Series 2020B Bonds.....	10
Refunding Plan.....	10
THE PROJECTS	11
General Description.....	11
Excluded Facilities	12
Effect of Damage to or Loss of Projects.....	12
TAX MATTERS	12
CERTAIN LEGAL MATTERS	16
CONTINUING DISCLOSURE.....	16
LEGALITY FOR INVESTMENT	16
LITIGATION	16
RATINGS.....	16
UNDERWRITING	17
MUNICIPAL ADVISOR	17
FINANCIAL INTERESTS.....	17
VERIFICATION OF MATHEMATICAL COMPUTATIONS.....	17
AUDITED FINANCIAL STATEMENTS	17
MISCELLANEOUS.....	18
APPENDIX A CALIFORNIA STATE UNIVERSITY	A-1
APPENDIX B INFORMATION REGARDING THE CAMPUSES OF THE CALIFORNIA STATE UNIVERSITY	B-1
APPENDIX C AUDITED FINANCIAL STATEMENTS OF THE CALIFORNIA STATE UNIVERSITY AS OF JUNE 30, 2019.....	C-1
APPENDIX D SUMMARY OF CERTAIN PROVISIONS OF THE INDENTURE.....	D-1
APPENDIX E FORM OF CONTINUING DISCLOSURE CERTIFICATE	E-1
APPENDIX F FORM OF BOND COUNSEL OPINION	F-1
APPENDIX G BOOK-ENTRY ONLY SYSTEM.....	G-1
APPENDIX H PROJECTS FINANCED AND BONDS REFUNDED WITH SERIES 2020B BONDS.....	H-1
APPENDIX I LETTERS FROM UNDERWRITERS	I-1



OFFICIAL STATEMENT

\$829,425,000
TRUSTEES OF THE CALIFORNIA
STATE UNIVERSITY
SYSTEMWIDE REVENUE BONDS
SERIES 2020B (TAXABLE)

INTRODUCTION

This introduction contains only a brief summary of certain of the terms of the Series 2020B Bonds being offered and a brief description of the Official Statement. A full review should be made of the entire Official Statement including the Appendices hereto. All statements contained in this introductory section are qualified in their entirety by reference to the entire Official Statement. References to, and summaries of, provisions of the Constitution and laws of the State of California or any other documents referred to herein do not purport to be complete, and such references are qualified in their entirety by reference to the complete provisions thereof.

General

The purpose of this Official Statement (the “Official Statement”) is to set forth certain information concerning the Trustees of the California State University Systemwide Revenue Bonds, Series 2020B (Taxable) (the “Series 2020B Bonds”). The Series 2020B Bonds are authorized to be issued by the Trustees of the California State University (the “Board”) pursuant to The State University Revenue Bond Act of 1947, Sections 90010 through 90081 of the Education Code of the State of California (the “Act”) and an indenture, dated as of April 1, 2002 (as amended and supplemented, the “Indenture”), by and between the Board and the Treasurer of the State of California, as trustee (the “State Treasurer”).

CSU and Systemwide Financing Program

The California State University (the “CSU”) is an agency of the State of California (the “State”) created by the Donahoe Higher Education Act in 1960, which reorganized higher education in California. At that time, twelve existing schools, previously under the jurisdiction of the State Board of Education, were brought under the stewardship of the Board. Today there are 23 campuses and eight off-campus centers in the CSU system. The campuses are geographically dispersed throughout the State to provide a wide spectrum of higher education services. During the Fall term of the 2019-20 academic year, CSU provided instruction to approximately 430,000 undergraduate students and approximately 40,000 graduate students. See Appendix A for a general description of CSU and Appendix B for an overview of each CSU campus.

CSU issues debt to finance many of its capital facilities needs. Responsibility for the management of CSU debt obligations is centralized in the CSU Chancellor’s Office, with oversight and ultimate approval by the Board. See Appendix A—“CALIFORNIA STATE UNIVERSITY—CSU AND RELATED ENTITY INDEBTEDNESS.”

The Series 2020B Bonds represents the thirty-second series of bonds issued by the Board pursuant to a systemwide debt financing program adopted on March 13, 2002 (the “Systemwide Financing Program”). Before the establishment of the Systemwide Financing Program, the Board had financed various capital projects by issuing directly, or through auxiliary support organizations, separate series of bonds relating to individual projects, or one or more similar projects. The Systemwide Financing Program has a multi-source revenue pledge intended to create an efficient borrowing structure with a diverse revenue base. The Board retains the right to finance projects outside of the Systemwide Financing Program. The Board expects the Systemwide Financing Program to continue to be the primary long-term financing method for CSU revenue generating capital projects and also to be the primary long-term financing method for future academic, administrative and certain other non-revenue generating capital projects. See “—Capital Financing Authorities” below.

Revenues pledged under the Systemwide Financing Program have historically included student housing fees, student body center fees, parking fees, health center facility fees and continuing education fees derived from

substantially all of the housing, parking, student union, student center, student health center and continuing education facilities owned or operated by the Board and other projects and revenues designated by the Board for inclusion in the Systemwide Financing Program. Those other projects and revenues include certain projects leased by the Board to certain auxiliary organizations of CSU and the California State University, Channel Islands Site Authority, a governmental entity related to CSU. The Tuition Fee (previously known as the State University Fee), which is the basic enrollment charge paid by all students who attend CSU, was added to the pledge of revenues under the Systemwide Financing Program as of April 20, 2016. See “—Capital Financing Authorities” below. See also “SECURITY FOR THE SERIES 2020B BONDS,” “THE PROJECTS” and Appendix A – “CALIFORNIA STATE UNIVERSITY—SYSTEMWIDE REVENUE BOND PROGRAMS.”

Security for the Series 2020B Bonds

The Series 2020B Bonds are limited obligations of the Board. The Series 2020B Bonds are being issued as Additional Bonds pursuant to the Indenture and will be secured on a parity with the \$6.589 billion aggregate principal amount of revenue bonds that are issued and outstanding pursuant to the Indenture as of January 24, 2020 (without taking into account the issuance of the Series 2020B Bonds or any refunding of certain of such revenue bonds as described under “PLAN OF FINANCE – Refunding Plan,” herein) of which approximately \$6.339 billion are fixed-rate Bonds and \$250 million are Bonds which have fixed term rates through various mandatory tender dates. These revenue bonds together with the Series 2020B Bonds and any additional series of revenue bonds that the Board may issue in the future from time to time in accordance with the Indenture are collectively referred to in this Official Statement as the “Systemwide Revenue Bonds.” See “SECURITY FOR THE SERIES 2020B BONDS—Parity Lien Indebtedness; No Senior Lien Indebtedness.”

The Systemwide Revenue Bonds are secured on a senior basis to certain other obligations of CSU and related entities, some of which obligations may bear interest at variable rates and may be of a relatively shorter term than the Systemwide Revenue Bonds. See Appendix A—“CALIFORNIA STATE UNIVERSITY—CSU AND RELATED ENTITY INDEBTEDNESS—Commercial Paper.”

There is no bond reserve fund established by the Indenture to secure the Systemwide Revenue Bonds.

The Systemwide Revenue Bonds do not constitute a liability of or a lien or charge upon the funds or property of the State of California or of the Board, except to the extent of the pledge under the Indenture. The Board has no taxing power.

Purpose of the Series 2020B Bonds

Proceeds of the Series 2020B Bonds will be used for the purposes of financing and refinancing the acquisition, construction, improvement and renovation of certain facilities of CSU. A portion of the proceeds of the Series 2020B Bonds, together with certain other moneys, if applicable, will be applied to refund certain Outstanding Systemwide Revenue Bonds (as more particularly described herein, the “Bonds to be Refunded”) to achieve debt service savings. Proceeds will also be applied to pay for costs of issuance of the Series 2020B Bonds, including certain costs related to such refunding. See “PLAN OF FINANCE – Refunding Plan,” Appendix A—“CALIFORNIA STATE UNIVERSITY—CSU AND RELATED ENTITY INDEBTEDNESS—Commercial Paper” and Appendix H—“PROJECTS FINANCED AND BONDS REFUNDED WITH SERIES 2020B BONDS.”

Capital Financing Authorities

In July 2014, the State Legislature passed Senate Bill 860 (“SB 860”), which changed the State’s approach to funding non-revenue generating capital facilities at CSU, such as campus infrastructure projects, academic and administrative buildings, and other capital facilities that are essential to the CSU’s operations (collectively, “Academic Facilities”). Historically, the State funded Academic Facilities with proceeds of State Public Works Board of the State of California (the “State Public Works Board”) lease revenue bonds and State general obligation bonds for which, in each case, the State made all debt service payments directly or through appropriations to CSU.

SB 860 provided CSU with the statutory authority to issue bonds to finance Academic Facilities, as well as providing CSU with the ability to pledge additional revenues to support its debt obligations, including but not limited

to student tuition. At the same time, SB 860 shifted budgetary responsibility for paying debt service on State Public Works Board lease revenue bonds and State general obligation bonds issued on behalf of CSU from the State to CSU. As of April 20, 2016, the Tuition Fee, which is the basic enrollment charge paid by all students who attend CSU, was added to “Gross Revenues” pledged under the Indenture to secure all Systemwide Revenue Bonds (including prior issues). Going forward, the Systemwide Financing Program is expected to be the primary long-term financing vehicle for Academic Facilities.

Redemption

The Series 2020B Bonds are subject to optional and mandatory sinking account redemption as described herein. See “THE SERIES 2020B BONDS—Redemption.”

Continuing Disclosure

The Board will covenant for the benefit of the Holders and Beneficial Owners (as defined in the Continuing Disclosure Certificate) of the Series 2020B Bonds to provide certain financial information and operating data relating to the Series 2020B Bonds (the “Annual Report”) not later than the January 1 following the end of the Board’s fiscal year (which fiscal year currently ends June 30), commencing with the report for the fiscal year ending June 30, 2020, and to provide notices of the occurrence of certain enumerated events. The Annual Report and notices of the enumerated events will be filed with the Municipal Securities Rulemaking Board. See “CONTINUING DISCLOSURE.” The specific nature of the information to be contained in the Annual Report and in the notices of the enumerated events is set forth in Appendix E—“FORM OF CONTINUING DISCLOSURE CERTIFICATE.” These covenants are made in order to assist the Underwriters of the Series 2020B Bonds in complying with Securities and Exchange Commission Rule 15c2-12(b)(5).

Forward Looking Statements

Certain statements included or incorporated by reference in this Official Statement constitute forward-looking statements. Such statements generally are identifiable by the terminology used, such as “plan,” “expect,” “estimate,” “budget” or other similar words. Such forward-looking statements include, but are not limited to, certain statements contained in the information under the caption “INTRODUCTION” and Appendix A.

The achievement of certain results or other expectations contained in such forward-looking statements involves known and unknown risks, uncertainties and other factors that may cause actual results, performance or achievements to be materially different from any future results, performance or achievements expressed or implied by such forward-looking statements. The Board does not plan to issue any updates or revisions to those forward-looking statements if or when its expectations or events, conditions or circumstances on which such statements are based occur, except as described under the caption “CONTINUING DISCLOSURE” and in Appendix E—“FORM OF CONTINUING DISCLOSURE CERTIFICATE.”

Certain Information Related to this Official Statement

This Official Statement contains brief descriptions of the Series 2020B Bonds, security for the Series 2020B Bonds, the Board, the Bonds to be Refunded, the Continuing Disclosure Certificate and the Indenture. General information concerning CSU, including the Systemwide Financing Program, is contained in Appendices A and B. The audited Financial Statements of CSU for the fiscal year ended June 30, 2019 are contained in Appendix C. Gross Revenues and certain other financial information relating to the Systemwide Revenue Bond program are presented in the form of supplemental schedules to the combined financial statements of the Board. The summaries of the Indenture and the Continuing Disclosure Certificate contained herein do not purport to be comprehensive or definitive and are qualified in their entirety by reference to the Indenture and the Continuing Disclosure Certificate. Copies of the Indenture, the Continuing Disclosure Certificate and other documents referenced herein are available for inspection and for delivery from the Board at the Chancellor’s Office, 401 Golden Shore, 5th Floor, Long Beach, California 90802-4210, Attention: Assistant Vice Chancellor, Financing, Treasury and Risk Management.

The information and expressions of opinion herein speak only as of their date and are subject to change without notice. Neither the delivery of this Official Statement nor any sale made hereunder nor any future use of this

Official Statement shall, under any circumstances, create any implication that there has been no change in the affairs of the Board since the date hereof. All financial and other information presented in this Official Statement has been provided by the Board from its records, except for information expressly attributed to other sources. The presentation of information is intended to show recent historical information and is not intended to indicate future or continuing trends in the financial position or other affairs of the Board. No representation is made that past experience, as it might be shown by such financial and other information, will necessarily continue or be repeated in the future.

Capitalized terms used herein which are not otherwise defined have the meanings set forth under the heading Appendix D—“SUMMARY OF CERTAIN PROVISIONS OF THE INDENTURE—CERTAIN DEFINED TERMS.”

THE SERIES 2020B BONDS

General

The Series 2020B Bonds are issued in fully registered form in denominations of \$5,000 and any integral multiple thereof. The Series 2020B Bonds will bear interest from their date of delivery, and will mature on the dates and in the principal amounts set forth on the inside cover page hereof, subject to the rights of prior redemption described herein.

Interest on the Series 2020B Bonds is payable on May 1 and November 1 of each year, commencing November 1, 2020. The record date for the payment of such interest on the Series 2020B Bonds is the close of business on the fifteenth day of the month immediately preceding such interest payment date. As described in Appendix G—“BOOK-ENTRY ONLY SYSTEM,” principal and interest on the Series 2020B Bonds are payable directly to DTC (defined below) by the State Treasurer. Upon receipt of payments of principal and interest, DTC is to in turn remit such principal and interest to the Direct Participants in DTC for disbursement to the Beneficial Owners of the Series 2020B Bonds.

Book Entry Only System

The Depository Trust Company (“DTC”), New York, New York, will act as securities depository for the Series 2020B Bonds. The ownership of one fully registered Series 2020B Bond for each maturity set forth on the inside cover page hereof, in the aggregate principal amount of the Series 2020B Bonds maturing on that date, will be registered in the name of Cede & Co., as nominee of DTC. See Appendix G—“BOOK ENTRY ONLY SYSTEM” for a description of DTC and the Book Entry Only System.

Redemption

Optional Redemption at Par (Excluding Series 2020B 2051 Term Bonds). With the exception of the Series 2020B Bonds maturing on November 1, 2051 (the “Series 2020B 2051 Term Bonds”), the Series 2020B Bonds maturing on or after November 1, 2030 are subject to redemption prior to their respective stated maturities, at the option of the Board, from lawfully available funds deposited in the Optional Redemption Account, as a whole or in part on any date, on or after May 1, 2030 (in such order of maturity as shall be selected by the Board in a written order of the Board filed with the State Treasurer and by pro rata pass-through distribution of principal) at a price of the par amount thereof, without premium, together with accrued interest to the date fixed for redemption.

Optional Redemption of Series 2020B 2051 Term Bonds at Par. The Series 2020B 2051 Term Bonds are subject to redemption prior to their stated maturity, at the option of the Board, from lawfully available funds deposited in the Optional Redemption Account, as a whole or in part on any date, on or after May 1, 2051 (by pro rata pass-through distribution of principal as described under “—Selection of Series 2020B Bonds for Redemption” below) at a price of the par amount thereof, without premium, together with accrued interest to the date fixed for redemption.

Make-Whole Optional Redemption (Excluding Series 2020B 2051 Term Bonds). With the exception of the Series 2020B 2051 Term Bonds, from the date of issuance of the Series 2020B Bonds to but not including May 1, 2030, the Series 2020B Bonds are subject to redemption prior to their respective stated maturities, at the option of the Board, from lawfully available funds deposited in the Optional Redemption Account, as a whole or in part (in such

order of maturity as shall be selected by the Board in a written order of the Board filed with the State Treasurer and by pro rata pass-through distribution of principal as described under “—Selection of Series 2020B Bonds for Redemption” below), on any date, at a redemption price equal to the greater of:

(1) 100% of the principal amount of such Series 2020B Bonds to be redeemed; or

(2) the sum of the present value of the remaining scheduled payments of principal and interest to the maturity date or dates of such Series 2020B Bonds to be redeemed, not including any portion of those payments of interest accrued and unpaid as of the date on which such Series 2020B Bonds are to be redeemed, discounted to the date on which such Series 2020B Bonds are to be redeemed on a semi-annual basis, assuming a 360-day year consisting of twelve 30-day months, (i) with respect to the Series 2020B Bonds maturing on November 1, 2020 through and including November 1, 2025, at the Treasury Rate, and (ii) with respect to the Series 2020B Bonds maturing on November 1, 2026 through and including November 1, 2042, at the Treasury Rate, plus 15 basis points,

plus, in each case, accrued interest on such Series 2020B Bonds to be redeemed to the redemption date.

Make-Whole Optional Redemption of Series 2020B 2051 Term Bonds. From the date of issuance to but not including May 1, 2051, the Series 2020B 2051 Term Bonds are subject to redemption prior to their stated maturity, at the option of the Board, from lawfully available funds deposited in the Optional Redemption Account, as a whole or in part (by pro rata pass-through distribution of principal), on any date, at a redemption price equal to the greater of:

(1) 100% of the principal amount of such Series 2020B 2051 Term Bonds to be redeemed; or

(2) the sum of the present value of the remaining scheduled payments of principal and interest to the maturity date of such Series 2020B 2051 Term Bonds to be redeemed, not including any portion of those payments of interest accrued and unpaid as of the date on which such Series 2020B 2051 Term Bonds are to be redeemed, discounted to the date on which such 2051 Term Bonds are to be redeemed on a semi-annual basis, assuming a 360-day year consisting of twelve 30-day months, at the Treasury Rate plus 15 basis points,

plus, in each case, accrued interest on such Series 2020B 2051 Term Bonds to be redeemed to the redemption date.

“Treasury Rate” as such term is used in “—Make-Whole Optional Redemption (Excluding Series 2020B 2051 Term Bonds)” and “—Make-Whole Optional Redemption of Series 2020B 2051 Term Bonds” above means, with respect to any redemption date for a particular Series 2020B Bond, the yield to maturity as of such redemption date of United States Treasury securities with a constant maturity (as compiled and published in the most recent Federal Reserve Statistical Release H.15 (519) that has become publicly available at least two Business Days prior to the redemption date (excluding inflation indexed securities) (or, if such Statistical Release is no longer published, any publicly available source of similar market data)) most nearly equal to the period from the redemption date to the maturity date of the Series 2020B Bond to be redeemed; provided, however, that if the period from the redemption date to such maturity date is less than one year, the weekly average yield on actually traded United States Treasury securities adjusted to a constant maturity of one year will be used.

Calculation of Make-Whole Optional Redemption Price. At the request of the Board or the State Treasurer, the redemption price of the Series 2020B Bonds to be redeemed at the option of the Board as described in “—Make-Whole Optional Redemption (Excluding Series 2020B 2051 Term Bonds)” and “—Make-Whole Optional Redemption of Series 2020B 2051 Term Bonds” above will be determined by an independent accounting firm, investment banking firm or financial advisor retained by the Board at the Board’s expense to calculate such redemption price. The Board and the State Treasurer may conclusively rely on the determination of such redemption price by such independent accounting firm, investment banking firm or financial advisor and will not be liable for such reliance.

Series 2020B Bonds – Sinking Account Redemption. The Series 2020B Bonds maturing on November 1, 2039 are subject to redemption prior to maturity in part, by pro rata pass-through distribution of principal, at the principal amount thereof plus accrued interest to the date fixed for redemption, without premium, from Mandatory

Sinking Account Payments in the following amounts, commencing on November 1, 2036 according to the following schedule:

**Schedule of Mandatory Sinking Account Payments
Series 2020B Bonds Maturing November 1, 2039**

Redemption Date (November 1)	Principal Amount
2036	\$8,540,000
2037	8,800,000
2038	9,065,000
2039*	9,335,000

* Maturity

The Series 2020B Bonds maturing on November 1, 2042 are subject to redemption prior to maturity in part, by pro rata pass-through distribution of principal, at the principal amount thereof plus accrued interest to the date fixed for redemption, without premium, from Mandatory Sinking Account Payments in the following amounts, commencing on November 1, 2038 according to the following schedule:

**Schedule of Mandatory Sinking Account Payments
Series 2020B Bonds Maturing November 1, 2042**

Redemption Date (November 1)	Principal Amount
2038	\$10,450,000
2039	10,780,000
2040	11,120,000
2041	11,465,000
2042*	10,365,000

* Maturity

The Series 2020B Bonds maturing on November 1, 2051 are subject to redemption prior to maturity in part, by pro rata pass-through distribution of principal, at the principal amount thereof plus accrued interest to the date fixed for redemption, without premium, from Mandatory Sinking Account Payments in the following amounts, commencing on November 1, 2040 according to the following schedule:

**Schedule of Mandatory Sinking Account Payments
Series 2020B Bonds Maturing November 1, 2051**

Redemption Date (November 1)	Principal Amount
2040	\$37,880,000
2041	39,020,000
2042	40,200,000
2043	41,420,000
2044	42,670,000
2045	43,950,000
2046	45,280,000
2047	46,645,000
2048	59,490,000
2049	61,285,000
2050	63,135,000
2051*	65,045,000

* Maturity

Notice of Redemption. If DTC or its nominee is the registered owner of any Series 2020B Bond to be redeemed, notice of redemption will be given to DTC or its nominee as the registered owner of such Series 2020B Bond. Any failure on the part of DTC or failure on the part of a nominee of a Beneficial Owner (having received notice from a DTC Participant or otherwise) to notify the Beneficial Owner of any Series 2020B Bond to be redeemed shall not affect the validity of the redemption of such Series 2020B Bond.

Notice of redemption shall be given by mail not less than thirty (30) days nor more than sixty (60) days prior to the date fixed for redemption, to the respective registered owners of any Series 2020B Bonds designated for redemption at their addresses appearing on the bond registration books of the State Treasurer. Each notice of redemption shall state the date fixed for redemption, the place or places of redemption, and, as further described in the following paragraph, if such funds are not then held by the State Treasurer, that such redemption will be cancelled if the funds are not held by the State Treasurer on the date fixed for redemption, the maturities, and, if less than all of any such maturity, the distinctive numbers of the Series 2020B Bonds of such maturity, to be redeemed and, in the case of Series 2020B Bonds to be redeemed in part only, the respective portions of the principal amount thereof to be redeemed, and shall also state that on said date there will become due and payable on each of said Series 2020B Bonds the principal thereof or of said specified portion of the principal thereof, in the case of a Series 2020B Bond to be redeemed in part only, together with interest accrued thereon to the date fixed for redemption, and that from and after such date interest thereon shall cease to accrue, and shall require that such Series 2020B Bonds be then surrendered.

With respect to any notice of optional redemption of Series 2020B Bonds, such notice may state that such redemption shall be conditional upon the receipt by the State Treasurer on or prior to the date fixed for such redemption of moneys sufficient to pay the principal of, premium, if any, and interest on such Series 2020B Bonds to be redeemed and that, if such moneys shall not have been so received, said notice shall be of no force and effect and the State Treasurer shall not be required to redeem such Series 2020B Bonds. In the event that such notice of redemption contains such a condition and such moneys are not so received, the redemption shall not be made, and the State Treasurer shall within a reasonable time thereafter give notice, in the manner in which the notice of redemption was given, that such moneys were not so received.

Notice of redemption of Bonds shall be given by the State Treasurer for and on behalf of the Board. Any failure of the State Treasurer to mail notice of redemption of any Series 2020B Bond to any Bondholder or any defect in such notice shall not affect the validity of the proceedings for redemption of any other Series 2020B Bond.

Selection of Series 2020B Bonds for Redemption. Under the Indenture, the Series 2020B Bonds that are subject to optional redemption may be selected for such redemption in such amounts and order of maturity or maturities of Outstanding Series 2020B Bonds as shall be selected by the Board and filed with the State Treasurer. If less than all of a Series 2020B Term Bond is called for optional redemption, the remaining Mandatory Sinking Account Payments for such Term Bond will be reduced pro rata.

If the Series 2020B Bonds are in book-entry form at the time of such redemption, the State Treasurer shall provide written notice to DTC in accordance with the Indenture and the pro rata reduction in principal provision included in the DTC Letter of Representations of the Board on file with DTC. The particular Series 2020B Bonds within a maturity to be redeemed shall be redeemed on a “Pro-Rata Pass-Through Distribution of Principal” basis in accordance with DTC procedures, provided that such redemption is made in accordance with the operational arrangements of DTC then in effect. The Underwriters have advised the State Treasurer and the Board that the Series 2020B Bonds will be made eligible for partial redemption to be treated by DTC in accordance with its rules and procedures as a “pro rata pass-through distribution of principal.” The State Treasurer will send notice to DTC in accordance with such rules and procedures to effect a pro rata reduction of principal of all affected outstanding Series 2020B Bonds to accomplish the optional and mandatory sinking account redemptions described above using a pass-through distribution of principal. In connection with each such redemption, the State Treasurer will include in the written notice of redemption described above the dollar amount per \$1,000 principal amount payable on account of principal and accrued interest to effect a pro rata reduction through a pass-through distribution of principal on the related redemption date. DTC will be responsible for distributing the principal and accrued interest among its Direct Participants, as applicable, pro rata in accordance with its rules and procedures for a pro rata pass-through distribution of principal based upon the beneficial interest in the Series 2020B Bonds being redeemed that DTC records list as owned by each DTC Direct Participant as of the record date for such payment. Any failure of the State Treasurer to provide such notice, or of DTC or its participants or any other intermediary to make such selection or proportional

allocation, for whatever reason, will not affect the sufficiency or the validity of the redemption of the Series 2020B Bonds. In addition, if DTC's prevailing operational arrangements do not allow for allocation of a redemption on a pro rata pass-through distribution of principal basis, the portion of the Series 2020B Bonds to be redeemed on such redemption date will be selected in accordance with DTC's then existing rules and procedures, and may be by lot.

Notwithstanding the foregoing, if less than all of the Series 2020B Bonds of any maturity are to be redeemed prior to maturity and if the Series 2020B Bonds are not then in book-entry form at the time of such redemption, on each redemption date, the State Treasurer shall select the specific Series 2020B Bonds for redemption on a pro rata basis from such maturity or Mandatory Sinking Account Payment within such maturity of Outstanding Series 2020B Bonds. The portion of any Series 2020B Bond of a denomination of more than \$5,000 to be redeemed will be in the principal amount of \$5,000 or any integral multiple thereof. The State Treasurer will select such portions of Series 2020B Bonds to be redeemed on a pro rata basis from each maturity or Mandatory Sinking Account Payment of Outstanding Series 2020B Bonds, as the State Treasurer in his discretion may deem to be fair and appropriate.

As described in Appendix G—"BOOK-ENTRY ONLY SYSTEM," DTC shall select Series 2020B Bonds for redemption in accordance with its customary practices and procedures and neither the Board nor the State Treasurer shall have any responsibility to ensure that DTC has properly selected such Series 2020B Bonds for redemption.

Effect of Redemption of Series 2020B Bonds. Notice of redemption having been duly given as provided in the Indenture, and moneys for payment of the interest accrued to the date fixed for redemption on the Series 2020B Bonds (or portions thereof) so called for redemption being held by the State Treasurer, on the date fixed for redemption designated in such notice the Series 2020B Bonds (or portions thereof) so called for redemption shall become due and payable at the principal amount specified in such notice and interest accrued thereon to the date fixed for redemption, interest on the Series 2020B Bonds (or portions thereof) so called for redemption shall cease to accrue, said Series 2020B Bonds (or portions thereof) shall cease to be entitled to any benefit or security under the Indenture, and the Holders of said Series 2020B Bonds shall have no rights in respect thereof except to receive payment of said principal amount and accrued interest.

Defeasance

The Indenture provides that Series 2020B Bonds may be paid by the Board (i) by paying or causing to be paid the principal and interest on Outstanding Series 2020B Bonds as and when the same become due and payable; (ii) by depositing with the State Treasurer, in trust, at or before maturity, money or securities in the necessary amount (as provided in the Indenture) to pay or redeem Outstanding Series 2020B Bonds; or (iii) by delivering to the State Treasurer, for cancellation by it, Outstanding Series 2020B Bonds, provided in each case that the Board also pays or causes to be paid any other sums payable under the Indenture by the Board related to the Series 2020B Bonds. See Appendix D—"SUMMARY OF CERTAIN PROVISIONS OF THE INDENTURE—Defeasance."

SECURITY FOR THE SERIES 2020B BONDS

Limited Obligations

As described in this section, the Series 2020B Bonds are limited obligations of the Board, payable from Gross Revenues and other amounts pledged under the Indenture. The Series 2020B Bonds will not constitute a liability of or a lien upon the funds or property of the State of California or of the Board, except to the extent of the aforementioned pledge under the Indenture. The Board has no taxing power.

Pledge

The Series 2020B Bonds together with all other Systemwide Revenue Bonds issued and outstanding under the Indenture will be secured solely by the Gross Revenues and other amounts pledged under the Indenture. See Appendix D—"SUMMARY OF CERTAIN PROVISIONS OF THE INDENTURE—Pledge and Assignment; Gross Revenue Fund; Revenue Fund."

Gross Revenues. As defined in the Indenture, Gross Revenues means (i) all income, rentals, fees, rates, charges, insurance proceeds, condemnation proceeds and other moneys derived from the ownership or operation of the Projects, but excluding any refundable deposits, fines or forfeitures or operating revenues from student unions or student centers that are not mandatory student center fees, and (ii) any other revenues, receipts, income or other moneys from time to time designated by the Board for the payment of principal of and interest on the Systemwide Revenue Bonds. As of April 20, 2016, the Tuition Fee (previously known as the State University Fee), which is the basic enrollment charge paid by all students who attend CSU, was designated by the Board as additional Gross Revenues under the Indenture.

The term “Projects,” as defined in the Indenture, means, on any given date, (i) all of the housing, parking, student union, student center, student health center and continuing education facilities owned or operated by the Board and (ii) any other facilities designated by the Board as Projects under the Indenture in a Certificate of the Board filed with the State Treasurer, except in all cases the Excluded Facilities. In 2015, the Board began designating certain Academic Facilities as Projects under the Indenture.

“Excluded Facilities” means any facilities which may be designated from time to time by the Board as Excluded Facilities in a Certificate of the Board which is filed with the State Treasurer. There are currently no Excluded Facilities. See “THE PROJECTS—Excluded Facilities.” As more fully described below under the caption “—Rate Covenant,” the Board has covenanted in the Indenture to set rates, charges and fees for Projects at levels necessary to meet debt service obligations of the Systemwide Revenue Bonds.

Gross Revenues consist primarily of mandatory and user fees collected from students attending CSU campuses and the Tuition Fee. For a description of the fees and certain other amounts constituting Gross Revenues, their method of collection and recent historical collections, see Appendix A—“CALIFORNIA STATE UNIVERSITY—SYSTEMWIDE REVENUE BOND PROGRAMS” and “—FINANCIAL INFORMATION RELATED TO SYSTEMWIDE REVENUES.”

Prior to the occurrence of an Event of Default under the Indenture, amounts in the Gross Revenue Fund may be used and withdrawn by the Board at any time for any lawful purpose. In the case of an Event of Default, amounts in the Gross Revenue Fund will be used to pay certain expenses, including Maintenance and Operating Expenses with respect to Projects, before payment of debt service on the Systemwide Revenue Bonds, all as further described in Appendix D—“SUMMARY OF CERTAIN PROVISIONS OF THE INDENTURE—Pledge and Assignment; Gross Revenue Fund; Revenue Fund” and “—Application of Gross Revenues and Other Funds After Default.”

Rate Covenant

The Board has covenanted in the Indenture to set rates, charges, and fees for the Projects for the then current Fiscal Year so as to cause Net Income Available for Debt Service to be in an amount at least equal to Aggregate Debt Service for all Indebtedness and Designated Auxiliary Debt for such Fiscal Year. See Appendix D—“SUMMARY OF CERTAIN PROVISIONS OF THE INDENTURE—Particular Covenants of the Board of Trustees.”

The annual debt service on the Systemwide Revenue Bonds is set forth in Table 9 in Appendix A. The Gross Revenues for the five fiscal years ended June 30, 2019 are summarized by program element in Table 8 in Appendix A. See Appendix A—“CALIFORNIA STATE UNIVERSITY—FINANCIAL INFORMATION RELATED TO SYSTEMWIDE REVENUES” and Appendix C—“AUDITED FINANCIAL STATEMENTS OF THE CALIFORNIA STATE UNIVERSITY AS OF JUNE 30, 2019”, including Schedules 5 and 6 therein.

Parity Lien Indebtedness; No Senior Lien Indebtedness

Pursuant to the Indenture, the Board may from time to time issue additional series of Systemwide Revenue Bonds to provide funds to pay the costs of acquiring, constructing, financing and refinancing the Projects as determined by the Board and in accordance with the requirements of the Indenture, including the requirements for issuing or incurring Indebtedness secured by a Parity Lien described in the next paragraph. The maximum principal amount of Systemwide Revenue Bonds that may be issued under the Indenture is not limited.

In addition, so long as no Event of Default has occurred or is continuing under the Indenture, the Board may issue or incur Indebtedness secured by a Parity Lien if there is filed with the State Treasurer a Certificate of the Board confirming its expectation that, for the first full Fiscal Year following the date the Project financed or refinanced with the proceeds of such Indebtedness secured by a Parity Lien is placed in service, Net Income Available for Debt Service for such Fiscal Year shall be in an amount at least equal to Aggregate Debt Service for such Fiscal Year on all Indebtedness secured by a Parity Lien and Designated Auxiliary Debt. See Appendix D—“SUMMARY OF CERTAIN PROVISIONS OF THE INDENTURE—Particular Covenants of the Board of Trustees.”

The Indenture does not limit the power of the Board to issue or incur (a) any Indebtedness secured by a Subordinate Lien; or (b) any Indebtedness which is not secured by any pledge, lien or encumbrance on Gross Revenues. There is no outstanding Indebtedness of the Board secured by a Senior Lien, and the Board has covenanted in the Indenture that it will not incur Indebtedness secured by a Senior Lien.

ESTIMATED SOURCES AND USES OF FUNDS

SOURCES

Principal Amount of Bonds	\$829,425,000
Campus Contribution ⁽¹⁾	<u>1,100,000</u>
Total Sources of Funds	<u>\$830,525,000</u>

USES

Project Account ⁽²⁾	\$619,369,227
Escrow Fund ⁽¹⁾	208,040,382
Costs of Issuance ⁽³⁾	<u>3,115,391</u>
Total Uses of Funds	<u>\$830,525,000</u>

⁽¹⁾ Proceeds of the Series 2020B Bonds deposited into the Escrow Fund, together with the Campus Contribution amount, will be used to defease or repay the Bonds to be Refunded listed in Appendix H.

⁽²⁾ Moneys in the Series 2020B Project Account will be used to pay costs of financing and refinancing the Series 2020B Projects listed in Appendix H.

⁽³⁾ Includes Underwriters' discount and fees and costs of Bond Counsel, Disclosure Counsel and the State Treasurer, and rating agency fees and municipal advisor fees.

PLAN OF FINANCE

Projects Financed by Series 2020B Bonds

The Series 2020B Bonds are being issued to finance and refinance the acquisition, construction, renovation and improvement of certain facilities of the CSU. See “THE PROJECTS” below and Appendix H—“PROJECTS FINANCED AND BONDS REFUNDED WITH SERIES 2020B BONDS” for more information on the projects expected to be financed with proceeds of the Series 2020B Bonds.

Refunding Plan

A portion of the proceeds of the Series 2020B Bonds will be used to refund certain Outstanding Systemwide Revenue Bonds (the “Bonds to be Refunded”) shown in Appendix H. The refunding is being undertaken to achieve debt service savings. To refund the Bonds to be Refunded, a portion of the proceeds of the Series 2020B Bonds, together with other legally available funds, will be deposited with the State Treasurer, as trustee for the Bonds to be Refunded, and as escrow agent (the “Escrow Agent”), in an escrow fund to be established pursuant to an Escrow Agreement between the Escrow Agent and the Board. The money so deposited will be held in part as cash, uninvested, and the balance will be used to purchase Defeasance Securities (as defined in the Indenture) (see Appendix D—“SUMMARY OF CERTAIN PROVISIONS OF THE INDENTURE—CERTAIN DEFINED TERMS”) the principal

of and interest on which (together with the initial cash deposit) will be sufficient to pay the principal of and interest on the Bonds to be Refunded to and including their redemption date as shown in Appendix H. Upon such deposit and provision for any required redemption notice, the Bonds to be Refunded will no longer be deemed to be outstanding under the Indenture and will have been defeased in accordance with their respective terms, and the holders of Bonds to be Refunded will thereafter be entitled to payment only from the uninvested cash and the proceeds of the Defeasance Securities on deposit in the Escrow Fund established for such Bonds to be Refunded. The cash flow adequacy of the Escrow Fund will be verified by the certified public accounting firm of Causey Demgen & Moore P.C. See Appendix H—“PROJECTS FINANCED AND BONDS REFUNDED WITH SERIES 2020B BONDS.”

THE PROJECTS

General Description

Gross Revenues consist primarily of revenues derived directly from Projects, as more fully described below, and the Tuition Fee.

Projects that contribute toward Gross Revenues include (i) all housing, student union, parking, recreation centers, student health and professional and continuing education facilities owned or operated by the Board, and (ii) other facilities designated by the Board, except, in all cases, facilities designated by the Board as Excluded Facilities. The current Projects are located at all 23 campuses of CSU and there are currently no Excluded Facilities. Some Projects, such as Academic Facilities, do not independently generate revenues. All Projects are owned by the Board and are operated by CSU or an auxiliary organization. Projects are generally described as follows:

Student Housing: Twenty-two of the 23 campuses comprising the CSU system operate, and collect revenues from, the operation of housing facilities under the State University Revenue Bond Act of 1947. Operational capacity by campus is set forth in Appendix C—“AUDITED FINANCIAL STATEMENTS OF THE CALIFORNIA STATE UNIVERSITY AS OF JUNE 30, 2019 –Supplementary Information – Schedule 5.”

Student Union: As of Fall 2019, 22 of the 23 campuses in the CSU system operated student union facilities and collected student body center fees.

Parking: All 23 campuses operate parking lots and/or structures to accommodate students, faculty, staff and visitors. Establishment of parking rates is delegated by the Board to the Chancellor, who further delegates the authority to each respective campus president.

Student Health Facilities: Twenty-two of the 23 campuses in the CSU system operate student health facilities and collect a health center facility fee.

Professional and Continuing Education (PaCE) Facilities (formerly Extended and Continuing Education Facilities): On each of the CSU campuses, CSU offers a variety of PaCE programs including credit degree and certificate programs, off-campus and online programs, professional development, corporate training and programs for international students. Each student enrolling in a continuing education class pays a fee per class collected at the time of registration.

Academic Facilities: All 23 CSU campuses include, as part of their physical plant, non-revenue generating facilities such as campus infrastructure, academic buildings, administrative buildings, and other capital assets that are essential to the CSU’s operations. Certain of these facilities constitute “Projects” under the Indenture, but these Projects do not typically generate revenue independently.

Facilities of Certain Auxiliary Organizations and Other Entities: From time to time certain facilities serving CSU are owned, operated or financed with the participation of an auxiliary organization or a special purpose governmental unit. See Appendix A—“CALIFORNIA STATE UNIVERSITY—GOVERNANCE AND ADMINISTRATION—Campus Administration” and “SYSTEMWIDE REVENUE BOND PROGRAMS—Auxiliary Organizations Program and Other Entities.” These facilities may include, but are not limited to, the types of facilities described in Appendix A. In certain cases, a facility financed or refinanced by the Board with Systemwide Revenue Bonds may be leased from the Board, as lessor, to an

auxiliary organization or governmental unit, as lessee. Under the terms of the lease, the lessee will agree to operate the facility and to make certain rental payments to the Board which will constitute a portion of the Gross Revenues securing the Systemwide Revenue Bonds. In other cases, the Board may loan proceeds of Systemwide Revenue Bonds to an auxiliary organization to pay for the costs of acquiring or constructing such facilities and such auxiliary organizations will agree to make loan payments to the Board which will constitute Gross Revenues under the Indenture. At the time the lease or loan is entered into, certain lessees or borrowers may have outstanding debt and the obligation to make payments to the Board under the lease or loan may be on a parity with, or junior and subordinate to, such debt of the lessee or borrower. In addition, certain auxiliary organizations, their debt and revenues may be designated by the Board pursuant to the Indenture as Designated Auxiliary Organizations, Designated Auxiliary Revenues and Designated Auxiliary Debt, respectively, and treated accordingly for purposes of the rate covenant and the additional borrowing test under the Indenture. See “SECURITY FOR THE SERIES 2020B BONDS—Rate Covenant” and “—Parity Lien Indebtedness; No Senior Lien Indebtedness” and Appendix A—“CALIFORNIA STATE UNIVERSITY—SYSTEMWIDE REVENUE BOND PROGRAMS—Auxiliary Organizations Program and Other Entities.” There are currently 17 auxiliary organizations that are Designated Auxiliary Organizations with Designated Auxiliary Revenues and Designated Auxiliary Debt, the same 17 auxiliary organizations that make loan or lease payments that have been designated as Gross Revenues by the Board.

For information on certain approval procedures, the acquisition and construction process and the operation and maintenance of the Projects, see Appendix A—“CALIFORNIA STATE UNIVERSITY—SYSTEMWIDE REVENUE BOND PROGRAMS.”

Excluded Facilities

Under the Indenture, the Board may, at any time, and without the consent of owners of Bonds issued under the Indenture, including the owners of Series 2020B Bonds, designate any existing or future facilities as Excluded Facilities, with the effect that the revenues derived from such Excluded Facilities do not constitute a part of the Gross Revenues. Certain facilities operated by the Board, because they were not a part of the facilities that provide funds for repayment of the Board’s debt programs, have been designated in the past as Excluded Facilities; however, the Board adopted a policy in March 2002 that restricts the Board’s ability to designate Excluded Facilities. While there are currently no Excluded Facilities, this may change in the future from time to time at the discretion of the Board. As more fully described above under the heading “SECURITY FOR THE SERIES 2020B BONDS—Rate Covenant,” the Board has covenanted to set rates, charges and fees for Projects at levels necessary to generate Gross Revenues sufficient to meet debt service obligations of the Systemwide Revenue Bonds.

Effect of Damage to or Loss of Projects

Damage to or destruction of one or more Projects as a result of seismic or other events could result in a reduction in the Gross Revenues collected, and a major disaster could have a material adverse effect on the ability of CSU to collect sufficient Gross Revenues.

Under the Indenture, CSU is required to maintain property and casualty insurance in such amounts and against such risks as are appropriate, as determined by the Board, for facilities of similar size and nature as the Projects, in the event and to the extent that such insurance is customarily maintained by the Board for facilities of similar size and nature as the Projects. See Appendix A—“CALIFORNIA STATE UNIVERSITY—OTHER MATTERS—Insurance” for a description of the insurance currently maintained by CSU and Appendix D—“SUMMARY OF CERTAIN PROVISIONS OF THE INDENTURE—Particular Covenants of the Board of Trustees.” Notwithstanding this insurance program, losses could be incurred due to uninsured events or damage in excess of any coverage then in effect. CSU does not currently insure the Projects against risk of loss due to earthquakes.

TAX MATTERS

In the opinion of Orrick, Herrington & Sutcliffe LLP, Bond Counsel to the Board (“Bond Counsel”), based upon an analysis of existing laws, regulations, rulings and court decisions, and assuming, among other matters, the accuracy of certain representations and compliance with certain covenants, interest on the Series 2020B Bonds is exempt from State of California personal income taxes. Bond Counsel observes that interest on the Series 2020B

Bonds is not excluded from gross income for federal income tax purposes under Section 103 of the Internal Revenue Code of 1986 (the “Code”). Bond Counsel expresses no opinion regarding any other tax consequences relating to the ownership or disposition of, or the amount, accrual or receipt of interest on, the Series 2020B Bonds. The proposed form of opinion of Bond Counsel is contained in Appendix F hereto.

The following discussion summarizes certain U.S. federal tax considerations generally applicable to holders of the Series 2020B Bonds that acquire their Series 2020B Bonds in the initial offering. The discussion below is based upon laws, regulations, rulings, and decisions in effect and available on the date hereof, all of which are subject to change, possibly with retroactive effect. Prospective investors should note that no rulings have been or are expected to be sought from the IRS with respect to any of the U.S. federal tax consequences discussed below, and no assurance can be given that the IRS will not take contrary positions. Further, the following discussion does not deal with U.S. tax consequences applicable to any given investor, nor does it address the U.S. tax considerations applicable to all categories of investors, some of which may be subject to special taxing rules (regardless of whether or not such investors constitute U.S. Holders), such as certain U.S. expatriates, banks, REITs, RICs, insurance companies, tax-exempt organizations, dealers or traders in securities or currencies, partnerships, S corporations, estates and trusts, investors that hold their Series 2020B Bonds as part of a hedge, straddle or an integrated or conversion transaction, or investors whose “functional currency” is not the U.S. dollar. Furthermore, it does not address (i) alternative minimum tax consequences, (ii) the net investment income tax imposed under Section 1411 of the Code, or (iii) the indirect effects on persons who hold equity interests in a holder. This summary also does not consider the taxation of the Series 2020B Bonds under state, local or non-U.S. tax laws. In addition, this summary generally is limited to U.S. tax considerations applicable to investors that acquire their Series 2020B Bonds pursuant to this offering for the issue price that is applicable to such Series 2020B Bonds (i.e., the price at which a substantial amount of the Series 2020B Bonds are sold to the public) and who will hold their Series 2020B Bonds as “capital assets” within the meaning of Section 1221 of the Code.

As used herein, “U.S. Holder” means a beneficial owner of a Series 2020B Bond that for U.S. federal income tax purposes is an individual citizen or resident of the United States, a corporation or other entity taxable as a corporation created or organized in or under the laws of the United States or any state thereof (including the District of Columbia), an estate the income of which is subject to U.S. federal income taxation regardless of its source or a trust where a court within the United States is able to exercise primary supervision over the administration of the trust and one or more United States persons (as defined in the Code) have the authority to control all substantial decisions of the trust (or a trust that has made a valid election under U.S. Treasury Regulations to be treated as a domestic trust). As used herein, “Non-U.S. Holder” generally means a beneficial owner of a Series 2020B Bond (other than a partnership) that is not a U.S. Holder. If a partnership holds Series 2020B Bonds, the tax treatment of such partnership or a partner in such partnership generally will depend upon the status of the partner and upon the activities of the partnership. Partnerships holding Series 2020B Bonds, and partners in such partnerships, should consult their own tax advisors regarding the tax consequences of an investment in the Series 2020B Bonds (including their status as U.S. Holders or Non-U.S. Holders).

Notwithstanding the rules described below, it should be noted that, under newly enacted law that is effective for tax years beginning after December 31, 2017 (or, in the case of original issue discount, for tax years beginning after December 31, 2018), certain taxpayers that are required to prepare certified financial statements or file financial statements with certain regulatory or governmental agencies may be required to recognize income, gain and loss with respect to the Series 2020B Bonds at the time that such income, gain or loss is recognized on such financial statements instead of under the rules described below.

Prospective investors should consult their own tax advisors in determining the U.S. federal, state, local or non-U.S. tax consequences to them from the purchase, ownership and disposition of the Series 2020B Bonds in light of their particular circumstances.

U.S. Holders

Interest. Interest on the Series 2020B Bonds generally will be taxable to a U.S. Holder as ordinary interest income at the time such amounts are accrued or received, in accordance with the U.S. Holder’s method of accounting for U.S. federal income tax purposes.

To the extent that the issue price of any maturity of the Series 2020B Bonds is less than the amount to be paid at maturity of such Series 2020B Bonds (excluding amounts stated to be interest and payable at least annually over the term of such Series 2020B Bonds) by more than a de minimis amount, the difference may constitute original issue discount (“OID”). U.S. Holders of Series 2020B Bonds will be required to include OID in income for U.S. federal income tax purposes as it accrues, in accordance with a constant yield method based on a compounding of interest (which may be before the receipt of cash payments attributable to such income). Under this method, U.S. Holders generally will be required to include in income increasingly greater amounts of OID in successive accrual periods.

Series 2020B Bonds purchased for an amount in excess of the principal amount payable at maturity (or, in some cases, at their earlier call date) will be treated as issued at a premium. A U.S. Holder of a Series 2020B Bond issued at a premium may make an election, applicable to all debt securities purchased at a premium by such U.S. Holder, to amortize such premium, using a constant yield method over the term of such Series 2020B Bond.

Sale or Other Taxable Disposition of the Series 2020B Bonds. Unless a nonrecognition provision of the Code applies, the sale, exchange, redemption, retirement (including pursuant to an offer by the Board) or other disposition of a Series 2020B Bond will be a taxable event for U.S. federal income tax purposes. In such event, in general, a U.S. Holder of a Series 2020B Bond will recognize gain or loss equal to the difference between (i) the amount of cash plus the fair market value of property received (except to the extent attributable to accrued but unpaid interest on the Series 2020B Bond, which will be taxed in the manner described above) and (ii) the U.S. Holder’s adjusted U.S. federal income tax basis in the Series 2020B Bond (generally, the purchase price paid by the U.S. Holder for the Series 2020B Bond, decreased by any amortized premium, and increased by the amount of any OID previously included in income by such U.S. Holder with respect to such Series 2020B Bond). Any such gain or loss generally will be capital gain or loss. In the case of a non-corporate U.S. Holder of the Series 2020B Bonds, the maximum marginal U.S. federal income tax rate applicable to any such gain will be lower than the maximum marginal U.S. federal income tax rate applicable to ordinary income if such U.S. holder’s holding period for the Series 2020B Bonds exceeds one year. The deductibility of capital losses is subject to limitations.

Defeasance of the Series 2020B Bonds. If the Board defeases any Series 2020B Bond, the Series 2020B Bond may be deemed to be retired for U.S. federal income tax purposes as a result of the defeasance. In that event, in general, a holder will recognize taxable gain or loss equal to the difference between (i) the amount realized from the deemed sale, exchange or retirement (less any accrued qualified stated interest which will be taxable as such) and (ii) the holder’s adjusted tax basis in the Series 2020B Bond.

Information Reporting and Backup Withholding. Payments on the Series 2020B Bonds generally will be subject to U.S. information reporting and possibly to “backup withholding.” Under Section 3406 of the Code and applicable U.S. Treasury Regulations issued thereunder, a non-corporate U.S. Holder of the Series 2020B Bonds may be subject to backup withholding at the current rate of 24% with respect to “reportable payments,” which include interest paid on the Series 2020B Bonds and the gross proceeds of a sale, exchange, redemption, retirement or other disposition of the Series 2020B Bonds. The payor will be required to deduct and withhold the prescribed amounts if (i) the payee fails to furnish a U.S. taxpayer identification number (“TIN”) to the payor in the manner required, (ii) the IRS notifies the payor that the TIN furnished by the payee is incorrect, (iii) there has been a “notified payee underreporting” described in Section 3406(c) of the Code or (iv) the payee fails to certify under penalty of perjury that the payee is not subject to withholding under Section 3406(a)(1)(C) of the Code. Amounts withheld under the backup withholding rules may be refunded or credited against the U.S. Holder’s federal income tax liability, if any, provided that the required information is timely furnished to the IRS. Certain U.S. holders (including among others, corporations and certain tax-exempt organizations) are not subject to backup withholding. A holder’s failure to comply with the backup withholding rules may result in the imposition of penalties by the IRS.

Non-U.S. Holders

Interest. Subject to the discussions below under the headings “Information Reporting and Backup Withholding” and “Foreign Account Tax Compliance Act,” payments of principal of, and interest on, any Series 2020B Bond to a Non-U.S. Holder, other than (1) a controlled foreign corporation, as such term is defined in the Code, which is related to the Board through stock ownership and (2) a bank which acquires such Series 2020B Bond in consideration of an extension of credit made pursuant to a loan agreement entered into in the ordinary course of

business, will not be subject to any U.S. federal withholding tax provided that the beneficial owner of the Series 2020B Bond provides a certification completed in compliance with applicable statutory and regulatory requirements, which requirements are discussed below under the heading “Information Reporting and Backup Withholding,” or an exemption is otherwise established.

Disposition of the Series 2020B Bonds. Subject to the discussions below under the headings “Information Reporting and Backup Withholding” and “FATCA,” any gain realized by a Non-U.S. Holder upon the sale, exchange, redemption, retirement (including pursuant to an offer by the Board or a deemed retirement due to defeasance of the Series 2020B Bond) or other disposition of a Series 2020B Bond generally will not be subject to U.S. federal income tax, unless (i) such gain is effectively connected with the conduct by such Non-U.S. Holder of a trade or business within the United States; or (ii) in the case of any gain realized by an individual Non-U.S. Holder, such holder is present in the United States for 183 days or more in the taxable year of such sale, exchange, redemption, retirement (including pursuant to an offer by the Board) or other disposition and certain other conditions are met.

U.S. Federal Estate Tax. A Series 2020B Bond that is held by an individual who at the time of death is not a citizen or resident of the United States will not be subject to U.S. federal estate tax as a result of such individual’s death, provided that, at the time of such individual’s death, payments of interest with respect to such Series 2020B Bond would not have been effectively connected with the conduct by such individual of a trade or business within the United States.

Information Reporting and Backup Withholding. Subject to the discussion below under the heading “FATCA,” under current U.S. Treasury Regulations, payments of principal and interest on any Series 2020B Bonds to a holder that is not a United States person will not be subject to any backup withholding tax requirements if the beneficial owner of the Series 2020B Bond or a financial institution holding the Series 2020B Bond on behalf of the beneficial owner in the ordinary course of its trade or business provides an appropriate certification to the payor and the payor does not have actual knowledge that the certification is false. If a beneficial owner provides the certification, the certification must give the name and address of such owner, state that such owner is not a United States person, or, in the case of an individual, that such owner is neither a citizen nor a resident of the United States, and the owner must sign the certificate under penalties of perjury. The current backup withholding tax rate is 24%.

Foreign Account Tax Compliance Act (“FATCA”)—U.S. Holders and Non-U.S. Holders. Sections 1471 through 1474 of the Code, impose a 30% withholding tax on certain types of payments made to foreign financial institutions, unless the foreign financial institution enters into an agreement with the U.S. Treasury to, among other things, undertake to identify accounts held by certain U.S. persons or U.S.-owned entities, annually report certain information about such accounts, and withhold 30% on payments to account holders whose actions prevent it from complying with these and other reporting requirements, or unless the foreign financial institution is otherwise exempt from those requirements. In addition, FATCA imposes a 30% withholding tax on the same types of payments to a non-financial foreign entity unless the entity certifies that it does not have any substantial U.S. owners or the entity furnishes identifying information regarding each substantial U.S. owner. Failure to comply with the additional certification, information reporting and other specified requirements imposed under FATCA could result in the 30% withholding tax being imposed on payments of interest and principal under the Series 2020B Bonds and sales proceeds of Series 2020B Bonds held by or through a foreign entity. In general, withholding under FATCA currently applies to payments of U.S. source interest (including OID) and, under current guidance, will apply to (i) gross proceeds from the sale, exchange or retirement of debt obligations paid after December 31, 2018 and (ii) certain “passthru” payments no earlier than January 1, 2019. Prospective investors should consult their own tax advisors regarding FATCA and its effect on them.

The foregoing summary is included herein for general information only and does not discuss all aspects of U.S. federal taxation that may be relevant to a particular holder of Series 2020B Bonds in light of the holder’s particular circumstances and income tax situation. Prospective investors are urged to consult their own tax advisors as to any tax consequences to them from the purchase, ownership and disposition of Series 2020B Bonds, including the application and effect of state, local, non-U.S., and other tax laws.

CERTAIN LEGAL MATTERS

Certain legal matters incident to the authorization, issuance, sale and delivery by the Board of the Series 2020B Bonds are subject to the approving opinion of Orrick, Herrington & Sutcliffe LLP, Bond Counsel. Bond Counsel undertakes no responsibility for the accuracy, completeness or fairness of this Official Statement. Orrick, Herrington & Sutcliffe LLP, as Disclosure Counsel, will provide certain other legal services for the Board. The form of opinion Bond Counsel proposes to render with respect to the Series 2020B Bonds is attached as Appendix F hereto.

CONTINUING DISCLOSURE

The Board will covenant for the benefit of the Holders and Beneficial Owners (as defined in the Continuing Disclosure Certificate) of the Series 2020B Bonds to provide certain financial information and operating data relating to CSU by not later than January 1 following the end of CSU's fiscal year (which fiscal year as of the date hereof ends June 30) (the "Annual Report"), and to provide notices of the occurrence of certain enumerated events. The Annual Report and notices of enumerated events will be filed directly with the Municipal Securities Rulemaking Board. The specific nature of the information to be contained in the Annual Report or the notices of enumerated events is summarized in Appendix E—"FORM OF CONTINUING DISCLOSURE CERTIFICATE." Pursuant to the Indenture, failure of the Board to comply with its obligations under the Continuing Disclosure Certificate will not be considered an event of default under the Indenture. However, the Trustee and any Holder or Beneficial Owner (as defined in the Continuing Disclosure Certificate) may take such actions as may be necessary and appropriate, including seeking mandate or specific performance by court order, to cause the Board to comply with its obligations under the Continuing Disclosure Certificate.

In the previous five years, the Board has complied in all material respects with all previous undertakings with regard to providing the Annual Reports and notices of enumerated events in accordance with Rule 15c2-12 of the Securities and Exchange Commission.

LEGALITY FOR INVESTMENT

Under provisions of the Act, the Series 2020B Bonds are legal investments in California for commercial and savings banks, all trust funds, for the funds of all insurance companies, trust companies, and for State school funds. Any moneys or funds which may by law be invested in bonds of a county, municipality or school district may be invested in the Series 2020B Bonds, and the Series 2020B Bonds may also be used as security for the deposit of public moneys in banks in California.

LITIGATION

There is no litigation of any nature pending against the Board (with service of process on the Board having been accomplished) as of the date of this Official Statement to restrain or enjoin the issuance, sale, execution or delivery of the Series 2020B Bonds or in any way contesting or affecting the validity of the Series 2020B Bonds or the security thereof, or any proceedings of the Board taken with respect to the issuance or sale thereof. At the time of delivery of the Series 2020B Bonds, the Board will furnish a certificate to the effect that no such litigation is then pending.

At any given time, including the present, there are certain other claims and disputes, including those currently in litigation, that arise in the normal course of CSU's activities. Such matters could, if determined adversely to the Board, affect expenditures by the Board, and in some cases, its Gross Revenues. The Board and its General Counsel are of the opinion that no pending actions are likely to have a material adverse effect on the Board's ability to pay the principal of, premium, if any, and interest on the Series 2020B Bonds when due.

RATINGS

The Series 2020B Bonds have been assigned ratings of "Aa2" and "AA-" by Moody's Investors Service and S&P Global Ratings, respectively. Such ratings reflect only the views of the respective rating agencies, and explanations of the significance of the ratings must be obtained from the rating agencies furnishing such ratings. There

is no assurance that such ratings will continue for any given period of time or will not be revised downward or withdrawn entirely by the rating agencies, if in the judgment of the rating agencies circumstances so warrant. A downward revision or withdrawal of any such ratings may have an adverse effect on the market price of the Series 2020B Bonds.

UNDERWRITING

The Series 2020B Bonds are being purchased by an underwriting group represented by BofA Securities, Inc. and Citigroup Global Markets Inc. (collectively called the “Underwriters”) from the State Treasurer, who is authorized pursuant to the Act to sell the Series 2020B Bonds on behalf of the Board. The Underwriters have agreed to purchase the Series 2020B Bonds at a price of \$827,113,756.07. The price represents the principal amount of the Series 2020B Bonds, less an Underwriters’ discount of \$2,311,243.93. The purchase contract pursuant to which the Series 2020B Bonds are being sold provides that the Underwriters will purchase all of the Series 2020B Bonds if any such Series 2020B Bonds are purchased with the obligation to make such purchase being subject to certain terms and conditions set forth in such purchase contract, the approval of certain legal matters by counsel and certain other conditions.

Several of the Underwriters have provided letters to the Board and the State Treasurer relating to their distribution practices or other affiliations for inclusion in this Official Statement, which are set forth in Appendix I. The Board does not guarantee the accuracy or completeness of the information contained in such letters and the information therein is not to be construed as a representation of the Board or any Underwriter other than the Underwriter providing such representation.

MUNICIPAL ADVISOR

The Board has entered into an agreement with KNN Public Finance, LLC (the “Municipal Advisor”), whereunder the Municipal Advisor provides financial recommendations and guidance to the Board with respect to preparation for sale of the Series 2020B Bonds, timing of sale, bond market conditions, costs of issuance and other factors related to the sale of the Series 2020B Bonds. The Municipal Advisor has read and participated in the drafting of certain portions of this Official Statement. The Municipal Advisor has not audited, authenticated or otherwise verified the information set forth in the Official Statement.

FINANCIAL INTERESTS

The fees payable to the Underwriters, Underwriters’ Counsel, Bond Counsel, Disclosure Counsel and the Municipal Advisor are contingent upon the issuance of the Series 2020B Bonds.

VERIFICATION OF MATHEMATICAL COMPUTATIONS

Causey Demgen & Moore P.C. (the “Verification Agent”), a firm of independent public accountants, will deliver to the Board, on or before the settlement date of the Series 2020B Bonds, its verification report indicating that it has verified, in accordance with attestation standards established by the American Institute of Certified Public Accountants, the mathematical accuracy of the mathematical computations of the adequacy of the cash and the maturing principal of and interest on the Defeasance Securities, to pay, when due, the maturing principal of, interest on and related call premium requirements of the Bonds to be Refunded.

The verification performed by the Verification Agent will be solely based upon data, information and documents provided to the Verification Agent by the Board and its representatives. The Verification Agent will restrict its procedures to recalculating the computations provided by the Board and its representatives and will not evaluate or examine the assumptions or information used in the computations.

AUDITED FINANCIAL STATEMENTS

The audited financial statements for Fiscal Year 2018-19 for CSU included in Appendix C of this Official Statement have been audited by KPMG LLP (the “Auditor”), certified public accountants, independent auditor, as stated in its report included in Appendix C herein. Gross Revenues and certain other financial information relating to the Systemwide Revenue Bond program are presented in the form of supplemental schedules to the combined financial

statements of the Board. The audited financial statements are customarily presented to the Board annually for formal acceptance, often during its January meeting. The audited financial statements for fiscal year 2018-19, attached hereto as Appendix C, were formally presented to the Board during its regularly scheduled meeting held January 28-29, 2020 and are final.

No opinion is expressed by the Auditor with respect to any event subsequent to its report dated December 19, 2019 to the Board. The Auditor, as independent auditor, has not been engaged to perform and has not performed, since the date of its report included in Appendix C herein, any procedures on the financial statements addressed in that report. The Auditor also has not performed any procedures relating to this Official Statement. Except as disclosed herein, CSU believes that there has not been any material adverse change in the financial condition of CSU since June 30, 2019

Financial statements with detailed campus information can be found at:

<https://www2.calstate.edu/csu-system/transparency-accountability/Pages/financial-statements.aspx>

MISCELLANEOUS

Any statements in this Official Statement involving matters of opinion, whether or not expressly so stated, are intended as such and not as representations of fact. This Official Statement is not to be construed as a contract or agreement between the Board and the purchasers or holders of any of the Series 2020B Bonds.

The execution and delivery of this Official Statement has been duly authorized by the Board.

TRUSTEES OF THE CALIFORNIA STATE UNIVERSITY

By: /s/ Dr. Timothy P. White
Dr. Timothy P. White
Chancellor

APPENDIX A
CALIFORNIA STATE UNIVERSITY

APPENDIX A

CALIFORNIA STATE UNIVERSITY

TABLE OF CONTENTS

	Page
GENERAL	A-1
Education Program	A-1
Accreditation	A-1
GOVERNANCE AND ADMINISTRATION.....	A-2
The Board of Trustees	A-2
Central Administration.....	A-2
Campus Administration.....	A-3
THE CSU SYSTEM AND CAMPUSES	A-5
Enrollment.....	A-5
Student Tuition Fees and Other Education Costs	A-6
Revenue Management and Investments	A-7
Student Admissions.....	A-9
CSU AND RELATED ENTITY INDEBTEDNESS.....	A-10
Commercial Paper.....	A-11
Authorized but Unissued Debt	A-12
Capital Improvement Program	A-12
SYSTEMWIDE REVENUE BOND PROGRAMS	A-12
Debt Management Program.....	A-12
Housing Program.....	A-13
Student Union Program	A-14
Parking Program.....	A-15
Health Center Facilities Program	A-15
Professional and Continuing Education (PaCE).....	A-15
Auxiliary Organizations Program and Other Entities.....	A-16
Tuition Fees.....	A-16
FINANCIAL INFORMATION RELATED TO SYSTEMWIDE REVENUES	A-17
Financial Statements Related to Gross Revenues.....	A-20
GENERAL CSU FINANCIAL INFORMATION.....	A-20
Budgeting Process	A-20
State Budget Acts for Recent Fiscal Years.....	A-20
Governor’s Proposed Budget for Fiscal Year 2020-21	A-21
CSU Financial Statements.....	A-21
CSU Grants, Contracts and Fundraising Activity.....	A-22
CSU Endowment Assets	A-22
OTHER MATTERS	A-22
Insurance	A-22
Climate Change	A-23
Cybersecurity	A-23
Audits and Compliance Reviews.....	A-23
Seismicity	A-24
Labor Relations	A-24
Retirement System	A-25
Postretirement Healthcare Plan and Social Security	A-26

APPENDIX A

CALIFORNIA STATE UNIVERSITY

GENERAL

California State University (“CSU”) is the nation’s largest and one of the most affordable systems of public higher education serving approximately 482,000 students and employing approximately 65,993 faculty and staff. CSU spans the entire State of California (the “State”) and includes the State’s oldest public higher education institution. With approximately 126,000 annual graduates and over 3.7 million living alumni, 1 in 10 employees in California is a CSU graduate. Its annual budget for fiscal year 2019-20 is over \$11.0 billion. The CSU’s administrative offices are located in Long Beach, California.

The CSU system (the “CSU System”) is an agency of the State created by the Donahoe Higher Education Act of 1960, which reorganized higher education in California. At that time, twelve existing schools, previously under the jurisdiction of the State Board of Education, were brought under the stewardship of the Board of Trustees (the “Board”). Today there are 23 campuses and eight off-campus centers in the CSU System. See Appendix B for an overview of each campus.

Education Program

The educational responsibilities of CSU are to provide undergraduate and graduate instruction through bachelor’s and master’s degrees in the liberal arts and sciences, in applied fields, and the professions. The 23 campuses of the CSU offer 4,100 undergraduate and graduate degrees through both classroom and online instruction, as well as nursing degrees and teaching credentials. Over 60 doctoral degrees are offered independently or jointly with the University of California and certain private institutions in California, including Doctor of Education (Ed.D.), Doctor of Nursing Practice (DNP) and Doctor of Physical Therapy (DPT). CSU has two highly ranked polytechnic campuses, California Polytechnic State University, San Luis Obispo and California State Polytechnic University, Pomona, out of a total of 11 polytechnic universities in the nation.

The mission statement of CSU lists the following general objectives:

- To advance and extend knowledge, learning, and culture, especially throughout California.
- To provide opportunities for individuals to develop intellectually, personally, and professionally.
- To prepare significant numbers of educated, responsible people to contribute to California’s schools, economy, culture, and future.
- To encourage and provide access to an excellent education to all who are prepared for and wish to participate in collegiate study.
- To offer undergraduate and graduate instruction leading to bachelor’s and higher degrees in the liberal arts and sciences, the applied fields, and the professions, including doctoral degrees when authorized.
- To prepare students for an international, multi-cultural society.
- To provide public services that enrich the university and its communities.

Accreditation

The regional accrediting body for California, Hawaii, and certain Pacific Islands is the Western Association of Schools and Colleges (“WASC”), which is one of the six major regional college accreditation agencies in the United States. WASC’s Senior College and University Commission (“WSCUC”) has granted institutional accreditation to all 23 CSU campuses on an individual basis.

GOVERNANCE AND ADMINISTRATION

The Board of Trustees

CSU is governed by the Board through the Chancellor, who is the chief executive officer of the CSU System.

Effective January 1, 2020, all 25 Trustees are voting members. Appointments are for eight years, except for the two Student Trustees, the Alumni Trustee and the Faculty Trustee whose terms are for two years. After the expiration of their terms, Trustees remain on the Board until a replacement is named; provided, however, that a Trustee subject to State Senate confirmation may not remain on the Board longer than 60 days without reappointment. All appointments, except for the Student, Alumni and Faculty Trustees, must be confirmed by the State Senate.

Five Trustees are ex officio members: the Governor, the Lieutenant Governor, the Speaker of the Assembly, the State Superintendent of Public Instruction and the Chancellor. Nineteen of the Trustees are appointed by the Governor for staggered terms of office, while the Alumni Trustee is appointed by the CSU Statewide Alumni Council.

The Governor is designated as the President of the Board. The Executive Vice Chancellor and Chief Financial Officer for Business and Finance, Steve Relyea, serves as Treasurer. Andrew Jones, Executive Vice Chancellor and General Counsel, serves as Secretary.

The following individuals currently serve as voting members of the governing Board of CSU:

The Honorable Gavin Newsom	<i>Governor of California</i>
The Honorable Eleni Kounalakis	<i>Lieutenant Governor</i>
The Honorable Anthony Rendon	<i>Speaker of the Assembly</i>
The Honorable Tony K. Thurmond	<i>State Superintendent of Public Instruction</i>
Dr. Timothy P. White	<i>CSU Chancellor</i>
Adam Day	<i>Chair, CSU Board of Trustees</i>
Lillian Kimbell	<i>Vice Chair, CSU Board of Trustees</i>
Dr. Silas H. Abrego	<i>Member, CSU Board of Trustees</i>
Larry L. Adamson	<i>Interim Alumni, CSU Board of Trustees</i>
Jane W. Carney	<i>Member, CSU Board of Trustees</i>
Rebecca D. Eisen	<i>Member, CSU Board of Trustees</i>
Dr. Douglas Faigin	<i>Member, CSU Board of Trustees</i>
Dr. Debra S. Farar	<i>Member, CSU Board of Trustees</i>
Jean P. Firstenberg	<i>Member, CSU Board of Trustees</i>
Wenda Fong	<i>Member, CSU Board of Trustees</i>
Juan F. Garcia	<i>Student, CSU Board of Trustees</i>
Maryana Khames	<i>Student, CSU Board of Trustees</i>
Jeffrey R. Krinsk	<i>Member, CSU Board of Trustees</i>
Jack McGrory	<i>Member, CSU Board of Trustees</i>
Hugo N. Morales	<i>Member, CSU Board of Trustees</i>
Dr. Romey Sabalius	<i>Faculty, CSU Board of Trustees</i>
Lateefah Simon	<i>Member, CSU Board of Trustees</i>
Christopher Steinhauser	<i>Member, CSU Board of Trustees</i>
Peter J. Taylor	<i>Member, CSU Board of Trustees</i>

Central Administration

The Board appoints the Chancellor and the Vice Chancellors of the CSU system, and the President of each campus, each of whom is the Chief Executive Officer of the respective campus. The Board, the Chancellor, the Vice Chancellors, and the Presidents develop systemwide policy that is implemented at the campus level through broad-based consultative procedures. Principal staff members of the CSU System are located in the CSU administrative office in Long Beach. They include:

Dr. Timothy P. White, Chancellor and member of the Board. Dr. White joined CSU in December 2012 after having served as chancellor of the University of California, Riverside since 2008. Previously, Dr. White was the president of the University of Idaho from 2004 to 2008. He also served at Oregon State University from 1996 to 2004 as a dean, the provost and executive vice president, and with an interim appointment as president. Dr. White is a product of the California Master Plan for Higher Education, having pursued his higher education from Diablo Valley Community College, Fresno State University, CSU East Bay (formally CSU, Hayward), and his Ph.D. from the University of California, Berkeley. In October 2019, Dr. White announced that he would retire from his position effective June 2020 or soon thereafter, depending on the timing of the search process and his successor's start date. The Board of Trustees has created two committees, a Special Committee to conduct a national search and a Stakeholder Advisory Committee to help guide the recruitment, with a goal of appointing a new chancellor in the summer of 2020.

Steve Relyea, Executive Vice Chancellor and Chief Financial Officer for Business and Finance and Treasurer of the Board, joined the Chancellor's Office in April 2014. Prior to joining CSU, Mr. Relyea had over thirty years of experience in administration and finance in the University of California system and had most recently served as Vice Chancellor of External and Business Affairs at the University of California, San Diego.

Dr. Loren J. Blanchard, Executive Vice Chancellor for Academic and Student Affairs, was appointed in July 2015. Prior to his appointment, Dr. Blanchard was the provost and senior vice president for academic affairs at the Xavier University of Louisiana and prior to that was the associate vice chancellor for academic and multicultural affairs at Louisiana State University Health Sciences Center and provost and senior vice president for academic affairs at the University of Louisiana System of Colleges and Universities.

Andrew Jones, Executive Vice Chancellor, General Counsel and Secretary of the Board, was appointed in December 2017. Mr. Jones joined CSU Office of General Counsel (OGC) in 2000 and previously served as Associate Vice Chancellor and Deputy General Counsel, a role in which he coordinated with the Executive Vice Chancellor and General Counsel in supervising OGC operations and legal services for all 23 campuses. Prior to joining the CSU, Mr. Jones was in private practice for over 15 years first as a partner at Adams, Duque & Hazeltine and later in his own firm, Myers & Jones, LLP.

Garrett P. Ashley, Vice Chancellor, University Relations and Advancement, was appointed in November 2008. Prior to joining CSU, Mr. Ashley was Undersecretary for International Trade in the Business and Housing Agency for the State of California and worked for former Governor Arnold Schwarzenegger as Deputy Chief of Staff for Operations. Mr. Ashley's public policy and government experience extends to the United States Congress and other Governor-appointed positions prior to 1991.

Evelyn Nazario, Vice Chancellor for Human Resources, was appointed in October 2018. Ms. Nazario joined the CSU in 2008 and previously served as associate vice chancellor for human resources (HR) management. In that capacity, she was responsible for the oversight of campus human resource officers and provided guidance in all HR related matters. Prior to joining the CSU, Ms. Nazario served as Director of Compensation and HR operations for the University of California, Irvine and as Director of Compensation, Benefits, Human Resources Information System (HRIS) & Payroll at St. Joseph Hospital. In addition to her administrative role, Ms. Nazario also serves as an adjunct lecturer in the college of business at California State University, Fullerton.

Larry Mandel, Vice Chancellor and Chief Audit Officer, is the chief audit executive of CSU and provides leadership in the design, analysis and implementation of a comprehensive audit and advisory services program for the CSU System and its auxiliary organizations. Mr. Mandel joined the CSU in 1968 and assumed his current position in March 1997. Mr. Mandel has worked in the internal audit area for more than 40 years and in higher education for more than 50 years, spending the first ten years in academic program and resource administration. In January 2020, it was announced that Mr. Mandel would be retiring at the end of June 2020. The CSU will soon conduct a national search to identify a successor in the coming months.

Campus Administration

Campus presidents are the chief executive officers of their respective campuses. They report to the Chancellor and the Board and are responsible for all campus activities, including educational activities funded from

State appropriations and a variety of support activities funded from non-State resources. As a result, campus presidents are required to develop and oversee all non-State self-supporting services and programs.

The laws applicable to CSU include provisions for the establishment of auxiliary organizations, which are chartered by their respective campus to perform many non-State self-supporting activities under the supervision of their respective campus president. Due to restrictions on the use of State funds, activities conducted by the auxiliary organizations must be self-supporting. There are 87 auxiliary organizations that operate pursuant to special written agreements with their respective campus and perform specific functions that contribute to the educational mission of the campus. They are subject to certain specific statutes, regulations and policies established by the Board, the Chancellor, and the campus presidents; almost all auxiliary organizations are classified as non-profit for tax purposes. Revenue in excess of expenditures for a given fiscal year is used to establish working capital and reserves and to pay for capital expenditures or special campus programs as developed through a campus program budget review process. Auxiliary organization financial activity is audited annually and incorporated in the CSU audited financial statements. For additional information, see Appendix C — “AUDITED FINANCIAL STATEMENTS OF THE CALIFORNIA STATE UNIVERSITY AS OF JUNE 30, 2019.”

[REMAINDER OF PAGE INTENTIONALLY BLANK]

THE CSU SYSTEM AND CAMPUSES

Enrollment

The following table sets forth Fall enrollment figures for each CSU campus for the years 2015 to 2019.

TABLE 1
CALIFORNIA STATE UNIVERSITY
SIZE AND ENROLLMENT
2015-16 through 2019-20⁽¹⁾

Present Name	Date Institution Opened	Size of Campus Including Agricultural & Reserve (Acres)	Fall Enrollment (Headcount) ⁽¹⁾				
			2015	2016	2017	2018	2019
CSU, Bakersfield	1970	376	9,228	9,341	9,863	10,493	11,199
CSU Channel Islands	2002	1,189	6,167	6,611	7,053	7,095	7,093
CSU, Chico	1889	776	17,220	17,557	17,789	17,488	17,019
CSU, Dominguez Hills	1965	356	14,635	14,731	15,179	15,741	17,027
CSU, East Bay	1959	355	15,528	15,855	15,435	14,525	14,705
CSU, Fresno	1911	1,397	24,136	24,405	25,168	24,995	24,139
CSU, Fullerton	1959	241	38,948	40,235	40,439	39,774	39,868
Humboldt State University	1914	231	8,790	8,503	8,347	7,774	6,983
CSU, Long Beach	1949	319	37,446	37,776	37,065	36,846	38,074
CSU, Los Angeles	1947	160	27,680	27,827	28,253	27,685	26,361
CSU Maritime Academy	1929	88	1,075	1,107	1,050	1,017	911
CSU, Monterey Bay	1995	1,054	7,102	7,274	7,131	7,079	7,123
CSU, Northridge	1958	338	41,548	39,916	39,816	38,716	38,391
California State Polytechnic University, Pomona	1938	1,302	23,717	25,326	25,894	26,443	27,914
CSU, Sacramento	1947	294	30,284	30,510	30,661	31,131	31,156
CSU, San Bernardino	1965	442	20,024	20,767	20,461	19,973	20,311
San Diego State University	1897	539	34,254	34,688	34,828	34,881	35,081
San Francisco State University	1899	163	30,256	29,045	29,607	29,586	28,880
San Jose State University	1862	150	32,773	32,154	33,409	32,828	33,282
California Polytechnic State University, San Luis Obispo	1901	5,965	20,944	21,306	22,188	21,812	21,242
CSU, San Marcos	1990	303	12,793	13,144	13,893	14,511	14,519
Sonoma State University	1961	4,216	9,408	9,323	9,223	9,201	8,649
CSU, Stanislaus	1960	227	9,282	9,762	10,003	10,214	10,614
Total:			473,238	477,163	482,755	479,808	480,541

⁽¹⁾ The above data include undergraduate, post-baccalaureate and graduate students but exclude the non-campus programs of CalState Teach and International Studies, which for Fall 2019 had enrollments of 933 and 455 students, respectively.

Source: California State University

Overall enrollment at CSU increased every year since Spring 2011 through Spring 2018. In Fall 2018, enrollment decreased slightly by approximately 0.6%. CSU campuses had funded enrollment above the budgeted target for a number of years due to high demand and are now managing enrollment strategically to be in-line with budget. In Fall 2019, enrollment went up by approximately 0.2% from the prior year. See “GENERAL CSU FINANCIAL INFORMATION—State Budget Acts for Recent Fiscal Years” and “—Governor’s Proposed Budget for Fiscal Year 2020-21.” Each CSU campus has the ability to seek adjustments to student fees and other charges constituting Gross Revenues in order to mitigate adverse effects of declining enrollment on Gross Revenues. See Table 8.

Table 2 below sets forth total enrollment and full time undergraduate enrollment information for CSU and the University of California for Fall 2015 to Fall 2019.

TABLE 2
ENROLLMENT IN
PUBLIC UNIVERSITIES IN CALIFORNIA
2015-16 through 2019-20⁽¹⁾

	Fall 2015		Fall 2016		Fall 2017		Fall 2018		Fall 2019	
	Total	Full Time Undergrad	Total	Full Time Undergrad	Total	Full Time Undergrad ⁽²⁾	Total	Full Time Undergrad ⁽²⁾	Total	Full Time Undergrad ⁽²⁾
California State University	473,238	357,812	477,163	362,736	482,755	370,515	479,808	369,047	480,541	372,867
University of California	241,876	192,154	270,112	202,865	278,996	216,747	286,271	222,493	291,239	226,125

⁽¹⁾ For CSU, the above data exclude the non-campus programs of CalState Teach and International Studies, which for Fall 2019 had enrollments of 933 and 455 students, respectively.

⁽²⁾ Represents total undergraduate headcount (full time and part time) for the University of California.

Source: California State University and University of California

Table 3 below sets forth full time equivalent student enrollment (“FTES”) data for CSU graduate and undergraduate students for academic years 2014-15 through 2018-19. FTES is a measurement of enrollment derived by dividing total student credit hours for a term by twelve for graduate and fifteen for undergraduate students, and is used for budgeting and accounting for actual educational activity. Approximately 94 percent of FTE students are classified as California residents and six percent are classified as non-residents.

TABLE 3
CALIFORNIA STATE UNIVERSITY
FULL TIME EQUIVALENT STUDENTS
2014-15 through 2018-19⁽¹⁾⁽²⁾

2014-15	2015-16	2016-17	2017-18	2018-19
377,731	389,935	396,080	404,002	402,485

⁽¹⁾ Academic year FTES; excludes summer term FTES. FTES data reflected in Appendix C — “AUDITED FINANCIAL STATEMENTS OF THE CALIFORNIA STATE UNIVERSITY AS OF JUNE 30, 2019” presents college year FTES, which includes summer term FTES, and is shown on a fiscal year basis.

⁽²⁾ Excludes the non-campus programs of CalState Teach and International Studies, which for academic year 2018-19 had FTES enrollments of 849 and 417 students, respectively.

Source: California State University

Student Tuition Fees and Other Education Costs

Charges for attending CSU are set by the Board, or by the Chancellor or campus presidents under delegations from the Board. Students who are classified as California residents pay charges based upon whether they are full or part-time students and, to some degree, which campus they are attending due to variations in other campus-based fees. Undergraduate, graduate, post-baccalaureate, credential and doctoral students pay a fee (the “Tuition Fee”) to support basic instruction and other mandatory CSU costs.

During the 2019-20 academic year, the Tuition Fee for undergraduate part-time students (taking up to 6 units) is \$3,330 and for full-time undergraduate students (taking 6.1 units or more) is \$5,742.

Table 4 sets forth the Systemwide part-time and full-time Tuition Fee for California resident undergraduate students for academic years 2015-16 to 2019-20. Effective April 20, 2016, the Board designated Tuition Fee revenues

as Gross Revenues pledged as security for Systemwide Revenue Bonds. See “SECURITY FOR THE SERIES 2020B BONDS” and “SYSTEMWIDE REVENUE BOND PROGRAMS – Tuition Fees.”

TABLE 4
CALIFORNIA STATE UNIVERSITY
TUITION FEE PER ACADEMIC YEAR
FOR CALIFORNIA RESIDENT UNDERGRADUATES
2015-16 through 2019-20

Academic Year	Tuition Fee	
	Part time	Full time
2015-16	\$3,174	\$5,472
2016-17	3,174	5,472
2017-18	3,330	5,742
2018-19	3,330	5,742
2019-20	3,330	5,742

Source: California State University

For the 2019-20 academic year, graduate students pay a Tuition Fee of \$4,164 (part-time) and \$7,176 (full-time). Doctoral students have a Tuition Fee ranging from \$11,838 to \$17,196 for academic year 2019-20 depending upon the program. Nonresident students pay \$264 per quarter unit or \$396 per semester unit in addition to the applicable Tuition Fee in the 2019-20 academic year. The Tuition Fee, including the amount constituting such nonresident tuition, is set by the Board or by the Chancellor or campus presidents under delegations from the Board. Any changes in the Tuition Fee or other mandatory systemwide fees will be made in accordance with the requirements of the Working Families Student Fee Transparency and Accountability Act, which prescribes a consultative process that the CSU must follow in order to increase mandatory systemwide fees. All other listed fees are subject to change without notice until the date when instruction for a particular semester or quarter has begun. All CSU listed fees should be regarded as estimates that are subject to change upon approval by the Board of Trustees, the Chancellor, or the Presidents, as appropriate.

In addition to the Tuition Fee, other campus-based fees are charged to each enrolled student for services or programs that are available to or provided for all students on each campus. These fees range from \$847 to \$4,201 per year for academic year 2019-20. In academic year 2019-20, the Tuition Fee for California residents, plus such other campus-based fees, average a total of \$7,375, ranging from a low of \$6,589 at California State University, Fresno to a high of \$9,943 at California Polytechnic State University, San Luis Obispo.

Other campus-based charges and fees may also be incurred by students, such as: application fees, graduation and diploma fees, transcript fees, late registration fees, catalog fees, identification card fees, and miscellaneous fees for courses not fully funded out of operating expense (e.g., lab, field trips, art materials, instrument fees). Such other campus-based fees are generally not pledged to the repayment of Systemwide Revenue Bonds. See “SECURITY FOR THE SERIES 2020B BONDS.”

The total cost of attending CSU varies based upon the student’s academic program, where the student will live, the location of the campus the student will attend and other factors unique to each student. The amount charged by CSU remains low in comparison to other institutions of higher education, both inside and outside the State. CSU believes the attractive price of education it offers supports the strong demand for its services.

Revenue Management and Investments

Charges for attending CSU are collected at the time of registration for each academic term, and are deposited into local university bank accounts. Operating expenses are paid from local university bank accounts by each campus with funds drawn from CSU’s investment program. Campuses with facilities that were financed through the issuance of the Board’s revenue bonds also deposit revenues, including Gross Revenues, for those programs into local

university bank accounts. Excess balances in local university bank accounts are swept daily for investment through CSU's investment program.

CSU's investment portfolio consists primarily of investments in the State of California Surplus Money Investment Fund and CSU's Consolidated Investment Pool. See Appendix C — "AUDITED FINANCIAL STATEMENTS OF THE CALIFORNIA STATE UNIVERSITY AS OF JUNE 30, 2019" at Note (3)(b). Currently, the CSU's Consolidated Investment Pool consists of the Liquidity Portfolio (the "Liquidity Portfolio", previously known as the Systemwide Investment Fund Trust or "SWIFT") and the Total Return Portfolio ("TRP"). The Liquidity Portfolio is managed through contracts with two investment management firms, each of whom provides investment management services for the program. Funds invested in the Liquidity Portfolio are split evenly between the investment managers through a custodian bank on behalf of CSU and invested by the investment managers according to permitted investments outlined in the Government Code of the State and CSU investment policy. For the Liquidity Portfolio, the permitted investments consist primarily of highly rated, fixed-income securities, which could include variable rate instruments. Effective January 1, 2017, changes to the Education Code and Government Code of the State expanded the permitted investments to include mutual funds, including equity mutual funds, and real estate investment trusts, resulting in the establishment of the TRP. Under State law, investment of funds in the TRP is subject to CSU meeting certain conditions regarding investment oversight, reporting, and use of earnings, and is limited to no more than thirty percent of the CSU Consolidated Investment Pool. As of January 2019, CSU made TRP investments totaling \$950 million, with the goal of reaching aggregate statutory limit of 30% of the Consolidated Investment Pool, or approximately \$1.2 billion in June of 2020. Since inception in April of 2018, the TRP has been following a regular funding schedule, ensuring the TRP does not exceed the statutory limits for the TRP. With the establishment of the TRP, CSU expects that exposure in the value of its investments as a result of illiquidity or volatility in certain investment sectors of the financial markets will increase for a portion of its investments, but that such exposure is not expected to have a material adverse impact on Gross Revenues. Funds held in CSU's investment program are subject to changes in market valuation. Finally, CSU is developing the Intermediate Duration Portfolio ("IDP"), where the permitted investments are similar to the permitted investments for the Liquidity Portfolio, however the IDP's average duration will be in the intermediate range. CSU anticipates implementation for the IDP to begin in late 2020.

As bond trustee, the State Treasurer invests and disburses proceeds of the Board's revenue bond program during the construction phase of projects constructed by CSU, according to the permitted investments outlined in the Government Code of the State. CSU receives interest on amounts invested by the State Treasurer from the State Controller's Office on a quarterly basis.

[REMAINDER OF PAGE INTENTIONALLY BLANK]

Student Admissions

Table 5 below sets forth application and enrollment data for first time freshmen, undergraduate transfers, graduates and other students for the academic years indicated.

TABLE 5
CALIFORNIA STATE UNIVERSITY
UNDERGRADUATE AND GRADUATE ADMISSIONS

<u>Fall Term</u>	<u>Applications Received⁽¹⁾</u>	<u>Applications Accepted⁽¹⁾</u>	<u>Percent Accepted</u>	<u>Accepted Enrolled</u>	<u>Percent of Accepted Enrolled⁽²⁾</u>
2015					
First Time Freshmen	565,644	286,334	51%	65,606	23%
Undergrad Transfers	262,606	145,181	55%	52,038	36%
Graduates	78,670	35,067	45%	20,482	58%
Other	<u>7,893</u>	<u>3,940</u>	<u>50%</u>	<u>4,765</u>	<u>121%</u>
Total	914,813	470,522	51%	142,891	30%
2016					
First Time Freshmen	587,382	302,758	52%	62,980	21%
Undergrad Transfers	270,762	150,433	56%	53,606	36%
Graduates	78,137	33,984	43%	20,576	61%
Other	<u>3,507</u>	<u>3,490</u>	<u>100%</u>	<u>4,034</u>	<u>116%</u>
Total	939,788	490,665	52%	141,196	29%
2017					
First Time Freshmen	587,196	308,907	53%	66,442	22%
Undergrad Transfers	285,694	154,601	54%	53,647	35%
Graduates	73,201	32,406	44%	20,223	62%
Other	<u>3,530</u>	<u>3,474</u>	<u>98%</u>	<u>3,812</u>	<u>110%</u>
Total	949,621	499,388	53%	144,124	29%
2018					
First Time Freshmen	637,350	318,991	50%	66,803	21%
Undergrad Transfers	280,025	142,380	51%	54,532	38%
Graduates	71,251	31,821	45%	19,727	62%
Other	<u>4,235</u>	<u>4,205</u>	<u>99%</u>	<u>4,510</u>	<u>107%</u>
Total	992,861	497,397	50%	145,572	29%
2019					
First Time Freshmen	639,483	364,203	57%	65,979	18%
Undergrad Transfers	295,203	160,068	54%	58,534	36%
Graduates	68,603	31,422	46%	19,451	62%
Other	<u>3,932</u>	<u>3,829</u>	<u>97%</u>	<u>4,091</u>	<u>107%</u>
Total	1,007,221	559,522	56%	148,055	26%

⁽¹⁾ Includes duplicated applications received and accepted as a result of students applying to more than one campus.

⁽²⁾ Cases where enrollment is greater than 100% are due to students enrolling in classes as transitory students, after not being admitted into a campus.

Source: California State University

CSU AND RELATED ENTITY INDEBTEDNESS

CSU has various revenue bonds and other obligations outstanding, as listed below. These obligations are secured by and payable from revenues of the financed facilities, investment income, student charges and rental payments.

In addition to the debt the Board issues directly, several other sources of capital have historically been available to CSU. From time to time, voter-approved general obligation bonds are issued by the State (and repaid from taxes and other funds of the State) and used to pay capital costs of new academic and other facilities of CSU. Prior to 2014, the issuance of State Public Works Board Lease Revenue Bonds was a significant source of capital for facilities, for which debt service was appropriated annually by the State Legislature. In 2014, the State Legislature shifted budgetary responsibility for paying debt service on State Public Works Board Lease Revenue Bonds and voter-approved general obligation bonds issued on behalf of CSU from the State to CSU. As part of the plan enacted in 2014, CSU receives additional State funding to pay the debt service on State general obligation bonds and State Public Works Board Lease Revenue Bonds. As a result of these shifts, the Systemwide Revenue Bond program is now the primary long-term financing vehicle for academic and other facilities of the type previously financed with voter-approved general obligation bonds and State Public Works Board Lease Revenue Bonds. The State may continue to issue such bonds from time to time. See “GENERAL CSU FINANCIAL INFORMATION – State Budget Acts for Recent Fiscal Years.” In addition, Assembly Bill 48, also referred to as the Public Preschool, K-12, and College Health and Safety Bond Act of 2020, which was enacted by the California State Legislature and approved by the Governor in October 2019, provides for a proposed State general bond act that will become operative only if approved by California voters at the March 3, 2020, statewide primary election. If approved by voters (which approval requires a majority of all votes cast in respect of the measure at that election), the corresponding ballot measure, now identified as Proposition 13, would provide, among other things, authorization for the State to issue general obligation bonds of up to \$15 billion primarily for the purposes of constructing and modernizing educational facilities. Of this amount, \$2 billion would be authorized for CSU construction and modernization needs over a period of time as bonds are issued, and would require CSU to adopt a five-year affordable student housing plan for each campus covering the 2020–21 to 2024–25 fiscal years. The Board cannot predict the outcome of the election and makes no representation regarding the prospects for success or failure of Proposition 13 at the March 2020 election.

[REMAINDER OF PAGE INTENTIONALLY BLANK]

There are also 87 auxiliary organizations that provide certain essential services to individual campuses. Approximately ten percent of these auxiliary organizations in the past issued their own debt generally secured by project revenue to finance projects for CSU's campuses. Most of these bonds have been refunded into the Systemwide Revenue Bond program or matured. At this point, there is only one auxiliary organization with bonds outstanding. CSU is not obligated to pay debt service on any auxiliary organization bonds. The following table lists the outstanding public indebtedness of CSU and related entities as of January 24, 2020.

TABLE 6
CALIFORNIA STATE UNIVERSITY
OBLIGATIONS ISSUED AND OUTSTANDING
as of January 24, 2020

Revenue Bonds and Bond Anticipation Notes Issued by the Board	Amount Outstanding
<u>Systemwide Revenue Bonds</u>	
Housing System Revenue Bonds (Issued prior to April 2002)	\$ 715,000
Systemwide Revenue Bonds, Series 2007B through 2019B	6,589,460,000
Total Systemwide Revenue Bonds ⁽¹⁾⁽²⁾	<u>\$ 6,590,175,000</u>
Bond Anticipation Notes ("BANs") ⁽³⁾	<u>\$ 217,699,000</u>
Total Revenue Bonds and BANs	\$ 6,807,574,000
<u>Other Obligations⁽⁴⁾</u>	
Auxiliary Organization Bonds ⁽⁵⁾	\$ 18,820,000
State Public Works Board Lease Revenue Bonds ⁽⁶⁾	149,180,000
Other Capital Lease Obligations	<u>99,245,500</u>
Total:	<u>\$ 7,075,119,500</u>

⁽¹⁾ Does not reflect defeasance of Systemwide Revenue Bonds with proceeds of the Series 2020A Bonds, which closed on February 4, 2020, nor with proceeds of the Series 2020B Bonds; see "PLAN OF FINANCE - Refunding Plan" in this Official Statement and Appendix H.

⁽²⁾ Includes \$250 million of Series 2016B Bonds, which have fixed term rates through mandatory tender dates of November 1, 2021, 2023 and 2026. Subsequent to remarketings, such bonds may be in similar term rate modes or shorter rate reset periods.

⁽³⁾ Issued in conjunction with a commercial paper program issued by the California State University Institute, an auxiliary organization of CSU, and secured by a subordinate lien on Gross Revenues. See the following discussion under the subheading "Commercial Paper."

⁽⁴⁾ Other Obligations are not secured by a pledge of Gross Revenues.

⁽⁵⁾ For information on CSU auxiliary organizations, see "GOVERNANCE AND ADMINISTRATION—Campus Administration" and "SYSTEMWIDE REVENUE BOND PROGRAMS—Auxiliary Organizations Programs and Other Entities."

⁽⁶⁾ Debt that is currently supported by lease payments from the CSU.

Source: California State University

Commercial Paper

The Board utilizes a commercial paper ("CP") program for various financing activities through the California State University Institute, an auxiliary organization of CSU (the "Institute"). To minimize debt service costs during construction periods, the Board may initially finance capital improvements with proceeds of commercial paper notes issued by the Institute and which are secured by bond anticipation notes ("BANs") issued by the Board, certain of which are secured by a subordinate lien on Gross Revenues. Such short-term debt is generally refinanced with long-term fixed rate Systemwide Revenue Bonds when capacity in the commercial paper program is required for other projects or during periods of low interest rates. In a few cases, financing for certain projects may remain in commercial paper and be fully amortized over short to medium term periods from project revenues. The Board may also utilize commercial paper issued by the Institute to finance certain equipment and software needs of CSU as an alternative to other capital lease and installment purchase financing resources. CSU enters into installment purchase obligations and makes installment payments over terms consistent with the useful life of the financed equipment or software (typically 5-7 years). These installment payments are applied to repay the commercial paper.

CP notes are payable from and secured by, among other moneys, amounts drawn in respect of the payment of principal of and accrued interest on such notes under an irrevocable transferable letter of credit issued on a several and not joint basis by State Street Bank and Trust Company, which also serves as administrative agent, and Wells

Fargo Bank, National Association, in a stated amount not to exceed \$300 million. The letter of credit has a stated termination date of June 5, 2020, subject, in certain circumstances, to early termination, suspension or extension. The CP program is currently authorized up to \$500 million, subject to any lower limit as set forth in the then-applicable letter of credit. The Institute expects to operate the CP program at no more than \$300 million through the term of the current letter of credit. The Board and the Institute expect to continue to utilize the CP program for the foreseeable future.

As of January 30, 2020, CP was outstanding for the following purposes:

BANs	\$98,680,000
BANs (Expected to Remain in CP)	119,019,000
Total	<u>\$217,699,000</u>

Authorized but Unissued Debt

As of January 30, 2020, the Board had Systemwide Revenue Bonds and BANs authorized but unissued in the aggregate principal amount of approximately \$1.9 billion for approved projects, which includes approximately \$317 million which was authorized by the Board during its regularly scheduled January 2020 meeting. Following the issuance of the Series 2020B Bonds, approximately \$1.4 billion will remain authorized but unissued for approved projects. In addition, the Board has authorized Systemwide Revenue Bonds for the purpose of refunding certain bonds of the State Public Works Board not previously refunded. As of January 30, 2020, approximately \$149 million of State Public Works Board Lease Revenue Bonds issued for CSU remained outstanding (see Table 6) and are not expected to be refunded into the SRB program. The Board may issue all or a portion of these authorized Systemwide Revenue Bonds as well as other additional bonds for other new money projects or refunding purposes. The Board expects to authorize the issuance of additional Systemwide Revenue Bonds from time to time in the future, including authorization of additional debt in the estimated amount of approximately \$300 million to be considered by the Board of Trustees at the March 2020 regular meeting. There is no limit on the amount of Systemwide Revenue Bonds that the Board may authorize.

Capital Improvement Program

The Board has a capital improvement program that it approves annually in the Fall for its academic and self-support projects (previously referred to as State and non-State funded facilities) that focuses on a five-year period. For the five-year major capital outlay plan for fiscal years 2020-21 through 2024-25, refer to www.calstate.edu/cpdc/Facilities_Planning/documents/2020-21-through-2024-25-five-year-plan.pdf. Additionally, the program is amended and approved throughout the year by the Board and the Chancellor under Delegated Authority to reflect the needs and priorities of the campuses. Campus administration works closely with the Chancellor's Office to identify projects and to justify the project demand and related budgets. The Board anticipates that it will use future borrowings to fund its capital improvement program.

SYSTEMWIDE REVENUE BOND PROGRAMS

Debt Management Program

Under the CSU Policy on Financing Activities, originally adopted by the Board in March 2002 and revised in November 2014, responsibility for the management of CSU debt obligations continues to be centralized in the CSU Chancellor's Office, with oversight and ultimate approval provided by the Board. Debt is planned pursuant to annual funding requirements in accordance with the capital improvement program. Issuance of debt requires approval of the Board or of the Chancellor pursuant to authority delegated by the Board. On March 21, 2018, the Board approved the Standing Orders of the Board to, among other things, authorize the Chancellor to authorize the sale and issuance of the Trustees of the California State University Systemwide Revenue Bonds, and/or the sale and issuance of related Systemwide Revenue Bonds Anticipation Notes, and/or the issuance or related debt instruments for projects approved by the Chancellor under delegated authority for, among other things, projects with value up to \$40 million and all new parking structures, regardless of cost, as amended from time to time.

Historically, the Board has been authorized to issue revenue bonds to finance housing, parking, health centers, student body centers, continuing education facilities, and other special projects related to the educational mission of CSU. In March 2002, the Board approved the long-term debt issuance program of systemwide revenue bonds that, together with the then existing housing system bonds issued under a bond resolution adopted by the Board during 1968, constitute the “Systemwide Revenue Bonds.” Under the Board’s financing policy, the Board uses Systemwide Revenue Bonds to finance other projects that previously may have been financed by auxiliary organizations. Pursuant to the Board’s financing policy, the Chancellor has established internal benchmark requirements and guidelines for debt undertaken by an individual campus, such as minimum debt service coverage thresholds for the Systemwide Revenue Bond program. The Board has no outstanding Indebtedness secured by a Senior Lien and has covenanted in the Indenture not to issue any Indebtedness secured by a Senior Lien so long as any Systemwide Revenue Bonds remain outstanding.

In June 2014, the State enacted legislation that granted additional capital financing authorities to CSU. These added authorities include the ability to issue bonds to pay the cost of academic facilities related to CSU’s educational mission and pledge the CSU’s annual general fund support appropriation, less the amount of that appropriation required to meet State general obligation bond payments and State Public Works Board rental payments, to secure the payment of debt obligations issued by CSU pursuant to the Act. No more than twelve percent of CSU’s annual general fund support appropriation, less the amount of that appropriation that is required to fund State general obligation bond payments and State Public Works Board rental payments, may be used for debt service for, or to directly fund, certain capital expenditures. As a result of the added capital authorities, the Board approved financing for a first group of projects which were funded with the 2015A Bonds.

These new authorities also allow CSU to pledge any other revenues that CSU chooses to pledge to secure the payment of debt obligations issued by CSU pursuant to the Act and provide flexibility to utilize these new authorities through the Systemwide Revenue Bond program.

Effective with the issuance of the Series 2016 Bonds in April 2016, Tuition Fee revenues are pledged as security for the Systemwide Revenue Bonds, in addition to fees from student housing, student union, parking, health center facilities, the continuing education program and payments from various auxiliary organizations and special purpose governmental entities. General fund support appropriations from the State are not currently included in Gross Revenues and are not pledged as security for the Systemwide Revenue Bonds. See “SECURITY FOR THE SERIES 2020B BONDS.”

The following is a brief description of the programs that generate the current Gross Revenues. The Board may from time to time designate additional revenue sources as Gross Revenues. Generally, campuses deposit the revenues generated by these programs to the CSU investment program, periodically setting aside appropriate amounts for debt service, and otherwise directly managing the expenditure of such funds in accordance with campus budgets.

Housing Program

Twenty-two of the 23 campuses comprising the CSU System operate housing facilities under the State University Revenue Bond Act of 1947. The responsibility for fiscal management, budgeting and operations with respect to these facilities is given to each respective campus, with the Chancellor’s Office retaining overall responsibility for financing activities of the Housing Program and ensuring continuing compliance with bond-related requirements and covenants.

Proposed new housing projects are subject to a peer review. The Housing Proposal Review Committee is a standing committee (chaired by a campus president with membership of four campus vice presidents and two campus housing officers representing student housing and faculty/staff housing programs) that evaluates proposed housing projects and provides advice to the Chancellor and the respective campus president on the merits of the project. The scope of the committee review includes both programmatic and financial feasibility.

Certain of the housing facilities under the Housing Program include dining facilities. All or a portion of the revenues from the housing facilities and certain of those dining facilities constitute a portion of the Gross Revenues for the Systemwide Revenue Bonds.

Rates and Charges

The responsibility for the financial viability of the Housing Program on each CSU campus is delegated by the Board to each respective campus president, each of whom has the flexibility and the responsibility to increase housing rental rates and charges as needed.

Table 7 below sets forth average room rates charged for the recent five academic years. In academic year 2019-20, room rates ranged from a high of \$12,174 at the Fullerton campus to a low of \$5,121 at the Fresno campus. Substantially all of the housing rental rates and charges constitute Gross Revenues for the Systemwide Revenue Bonds.

TABLE 7
CALIFORNIA STATE UNIVERSITY
HOUSING SYSTEM AVERAGE ROOM RATES
2015-16 through 2019-20

Academic Year	Average Room Rate ⁽¹⁾
2015-16	\$7,432
2016-17	7,671
2017-18	7,960
2018-19	8,259
2019-20	8,452

⁽¹⁾ Represents average annual cost of double occupancy for residence halls in the CSU system. The average annual cost of double occupancy for apartments is included if residence hall data is not available.

Source: California State University

Capacity and Occupancy

In Fall 2019, the design capacity for the student housing facilities (including auxiliary organizations) was 58,070 spaces, which was approximately 12.1% of the Fall 2019 enrollment for CSU. The average Fall 2019 occupancy rate was 93%. Additionally, there are 1,378 leased apartment units in the system. Details related to operational capacity and occupancy by campus for the prior fiscal year is set forth in APPENDIX C — “AUDITED FINANCIAL STATEMENTS OF THE CALIFORNIA STATE UNIVERSITY AS OF JUNE 30, 2019” at Schedule 6.

Student Union Program

The Education Code of the State provides that students enrolled at an individual CSU campus may authorize the Board to impose student body center fees (also termed student union fees) by a two-thirds vote approving such fees. Under statutory terms such fees may be used for the purpose of financing, operating, and maintaining student union or student body center facilities. Currently, students at 22 campuses in the CSU System have voted in favor of imposing student union fees.

Rates and Charges

Student union annual fees range from \$164 to \$850 per student in 2019-20 and are collected at 22 CSU System campuses. All student union annual fee revenues constitute Gross Revenues for the Systemwide Revenue Bonds.

Operations and Maintenance

As a matter of practice, with the recommendation of the campus president, the Board contracts with auxiliary organization not-for-profit corporations for most campuses to operate and maintain student unions. See the information below in this section under the subheading “Auxiliary Organizations Program and Other Entities.”

Parking Program

The parking program provides parking facilities to all CSU campuses as authorized under the provisions of the California Education Code. The program is self-supporting and derives its revenues from parking fees paid by students, faculty, staff and visitors.

Consistent with CSU objectives to increase accountability at the campus level, management of all parking program operations is decentralized to each CSU campus. Campus spending of the parking fee revenue is applied to the acquisition, construction, operation, and maintenance of campus parking facilities.

Parking Utilization

Because of the large number of commuters to CSU campuses each day (only 12.1% of Fall 2019 enrollment lived in CSU housing facilities), the demand for parking spaces on the campuses continues to be much higher than the number of spaces available. Since parking availability may be limited during peak hours, students are encouraged to utilize alternative transportation options when traveling to campuses and when choosing their housing. As of June 30, 2019, there were approximately 163,214 parking spaces comprising the parking projects designated under the Indenture.

Rates and Charges

Establishment of parking rates is delegated by the Board to the Chancellor, who further delegates the authority to each respective campus president. Fees for employees and faculty, except the management group employees, however, are subject to certain collective bargaining negotiations. All parking revenues constitute Gross Revenues for the Systemwide Revenue Bonds.

Health Center Facilities Program

Prior to 1996, the health center facility fee was a uniform fee set at \$6 per academic year and charged at all CSU campuses. In 1996, the Chancellor was delegated authority to establish health center facility fees at a specific campus level. At that time, the \$6 health center facility fee was re-established by the Chancellor for all campuses previously having the Systemwide fee in place. Each campus president has the authority and responsibility to adjust this fee after consultation with the campus community. In accordance with the CSU System policy, the campus president is responsible to set this fee to provide for the repayment of any debt incurred in accordance with applicable CSU System debt management policies. For fiscal year 2019-20, the \$6 health center facility fee was in place at 10 campuses. One campus does not have a health center facility fee, and the rest of the campuses have health center facility fees ranging from \$7 to \$70. The health center facility fee is included in Gross Revenues of the Systemwide Revenue Bond program. Campuses may also charge a separate Health Services fee, which is used to operate the campus student health programs and is not part of Gross Revenues.

Professional and Continuing Education (PaCE)

Since the inception of the CSU System in 1961, CSU has operated PaCE programs as a way to provide educational opportunities that extend beyond both the physical and programmatic boundaries of a traditional college education. The programs, implemented at each of the 23 campuses, are designed to address the unique needs of individuals in pursuing their educational goals, especially those students who otherwise may not be able to complete their goals through a regular university environment. CSU offers a variety of PaCE programs including credit degree and certificate programs, off-campus and online programs, professional development, corporate training and programs for international students. Each campus offers educational programs that meet the needs of their local region as well as a global audience. The Assistant Vice Chancellor/Dean for PaCE at the Chancellor's Office provides leadership and guidance to the campus PaCE units.

Rates and Charges

PaCE programs are supported entirely by course fees or user fees charged to the respective enrollees. The programs and course offerings are developed on a self-supporting basis so that the fees charged cover the full cost of developing and presenting the course offerings. Fees range in amount depending upon various factors, such as the nature of the course and the materials used. Generally, fees range between \$150 and \$1,000 per unit. The State does not provide direct support for these programs through the budget allocation process, and PaCE must reimburse the State for use of any State-supported facilities or services. All of the course fees and user fees related to the PaCE programs constitute Gross Revenues for the Systemwide Revenue Bonds.

Auxiliary Organizations Program and Other Entities

As described above under “GOVERNANCE AND ADMINISTRATION—Campus Administration,” the Board has a longstanding program of utilizing auxiliary organizations to support a broad range of functions for CSU. In some cases, auxiliary organizations become involved in the financing of campus facilities, such as student and faculty/staff housing, bookstores, food services facilities, academic facilities and event centers, as well as off-campus facilities serving the needs of the campus. Most facilities that were originally financed with auxiliary debt obligations were refinanced with the Systemwide Revenue Bonds, and only one series is currently outstanding. Auxiliary facilities are financed with Systemwide Revenue Bonds using either a lease or loan structure. In the lease structure, the financed facility is leased from the Board, as lessor, to an auxiliary organization or governmental unit, as lessee. Under the terms of the lease, the lessee agrees to operate the facility and to make certain rental payments to the Board, which constitute Gross Revenues under the Indenture. In the loan structure, facilities are financed or refinanced by a loan of Systemwide Revenue Bond proceeds from the Board to the auxiliary organization pursuant to a loan agreement. Under the terms of the loan agreement, in return for the loan from the Board, the auxiliary organization agrees to acquire, construct and/or maintain the facility and to repay the loan to the Board, which repayments constitute Gross Revenues under the Indenture. At the time the lease or loan agreement is entered into, certain auxiliary organizations may have outstanding debt and the obligation to make rental payments or loan repayments to the Board may be on a parity with, or junior and subordinate to, such debt of the auxiliary organization. There are currently 17 auxiliary organizations with leases or loan agreements with the Board for facilities financed or refinanced with Systemwide Revenue Bonds, with aggregate annual payments for all such leases and loan agreements of approximately \$44,000,000 in fiscal year 2018-19, a \$3.9 million net increase from the prior year. To date, each such auxiliary organization with facilities financed or refinanced with Systemwide Revenue Bonds has made each of its periodic loan repayments or lease rental payments in accordance with its respective lease or loan agreement with the Board.

Pursuant to the Indenture, the Board may designate an auxiliary organization with a lease or a loan from the Board as a Designated Auxiliary Organization, and its revenues and debt as Designated Auxiliary Revenues and Designated Auxiliary Debt, respectively, and once so designated, such revenues and debt will be included in the rate covenant and additional borrowing test under the Indenture. See “SECURITY FOR THE SERIES 2020B BONDS—Rate Covenant” and “—Parity Lien Indebtedness; No Senior Lien Indebtedness.” There are currently 17 auxiliary organizations that are Designated Auxiliary Organizations with Designated Auxiliary Revenues and Designated Auxiliary Debt; the loan or lease payments made by such auxiliary organizations have been designated as Gross Revenues by the Board.

Additionally, from time to time, certain facilities serving CSU are owned, operated or financed with the participation of special purpose governmental entities. In the past, the lease structure described above has been used by the Board and such governmental entities to finance these facilities with Systemwide Revenue Bonds. There is currently a governmental unit with leases with the Board for such facilities, namely, the California State University Channel Islands Site Authority, with aggregate annual rental payments for all such leases of approximately \$7.1 million in fiscal year 2018-19.

Tuition Fees

Effective April 20, 2016, Tuition Fee revenues are pledged as security for Systemwide Revenue Bonds. See “SECURITY FOR THE SERIES 2020B BONDS.” In 2018-19, Tuition Fee revenue was approximately \$3.35 billion. See Appendix C — “AUDITED FINANCIAL STATEMENTS OF THE CALIFORNIA STATE UNIVERSITY AS

OF JUNE 30, 2019” at Schedule 5 and www2.calstate.edu/csu-system/transparency-accountability/Pages/financial-statements.aspx for prior years student tuition and fees.

FINANCIAL INFORMATION RELATED TO SYSTEMWIDE REVENUES

Table 8 below sets forth, for the five fiscal years ended June 30, 2015 through June 30, 2019, (i) the Gross Revenues received and expenditures made with respect to the Projects from which Gross Revenues were produced during these fiscal years and (ii) certain auxiliary organization revenues (some of which are Gross Revenues) and expenditures for auxiliary organizations participating in the Systemwide Revenue Bond program. Throughout these five fiscal years, Gross Revenues included (i) revenues from housing, student union, parking, health center and continuing education programs and (ii) revenues from certain auxiliary organizations, as discussed above. See “SYSTEMWIDE REVENUE BOND PROGRAMS.” Effective April 20, 2016, the Tuition Fee (previously known as the State University Fee), which is the basic enrollment charge paid by all students who attend CSU, was added to the pledge of revenues under the Systemwide Financing Program. See “SECURITY FOR THE SERIES 2020B BONDS.”

Student union/recreation center and health center fee revenues shown in Table 8 do not include revenues derived from operations of student unions/recreation centers or student health centers (which are not a part of Gross Revenues), and student union/recreation center and health center operating expenditures shown in Table 8 include only those expenditures that are paid from the revenues shown. Parking revenues shown in Table 8 do not include fines and forfeitures that are collected separately from parking fees. Parking fines and forfeitures are not part of Gross Revenues.

Table 8 includes the revenues (exclusive of research grant and contract activity and restricted gifts), expenditures and stand-alone (non-Systemwide Revenue Bond) auxiliary debt service for the 17 auxiliary organizations with facilities that had been financed or refinanced with Systemwide Revenue Bond proceeds (as of June 30, 2019), starting with the fiscal year in which each such financing occurred. Only the payments under the leases and loan agreements between the Board and such auxiliary organizations and certain other entities (approximately \$42 million for the fiscal year ended June 30, 2019, and generally equal to the amount needed to pay debt service on the corresponding Systemwide Revenue Bonds) have been designated by the Board as Gross Revenues pledged under the Indenture. However, under each such lease or loan agreement the auxiliary organization makes a broader revenue pledge to the Board (subject to any senior or parity indebtedness of the auxiliary organization) to secure the auxiliary’s obligation to make the lease rental payments or loan repayments. With respect to certain of the auxiliary projects, the Board has the right to increase the amount of lease rental payments or loan repayments if necessary, and therefore cause an additional portion of the auxiliary revenues reflected in Table 8 to be designated as Gross Revenues under the Indenture. In addition, the Board has the right under certain circumstances to direct the use of such auxiliary revenues or take control of the project generating such revenues.

[REMAINDER OF PAGE INTENTIONALLY BLANK]

TABLE 8
CALIFORNIA STATE UNIVERSITY
HISTORICAL GROSS REVENUES AND EXPENDITURES
(Fiscal Years Ended June 30)

	<u>2015</u>	<u>2016</u>	<u>2017</u>	<u>2018</u>	<u>2019⁽¹⁾</u>
Gross Revenues :					
Tuition fees ⁽²⁾	---	\$3,076,532,676	\$3,116,566,106	\$3,350,638,899	\$3,353,955,800
Student Housing	\$417,974,720	451,881,471	468,503,481	502,203,611	546,895,408
Student Unions/Recreation Centers	205,309,379	223,369,642	228,922,251	242,513,189	253,990,014
Parking	109,657,635	117,313,997	119,976,698	124,295,536	128,643,579
Health Centers	10,301,741	10,722,889	10,858,515	11,462,022	10,718,717
Extended and Continuing Education	366,185,698	388,486,999	390,084,608	401,326,864	412,536,561
Auxiliary Organizations ⁽³⁾	578,279,217	571,404,651	597,511,899	610,849,343	611,923,553
Other Related Entity ⁽⁴⁾	<u>13,391,403</u>	<u>12,075,156</u>	<u>6,651,768</u>	<u>7,266,997</u>	<u>7,069,756</u>
Total Gross Revenues	<u>\$1,701,099,793</u>	<u>\$4,851,787,481</u>	<u>\$4,939,075,326</u>	<u>\$5,250,556,461</u>	<u>\$5,325,733,388</u>
Debt Service :					
Designated Auxiliary Organizations	3,343,612	2,023,793	2,017,374	2,012,487	2,010,368
Systemwide Revenue Bonds ⁽⁵⁾	<u>262,357,559</u>	<u>271,610,145</u>	<u>299,433,842</u>	<u>361,314,254</u>	<u>382,001,469</u>
Total Debt Service	<u>\$265,701,171</u>	<u>\$273,633,938</u>	<u>\$301,451,216</u>	<u>\$363,326,741</u>	<u>\$384,011,837</u>
Maintenance and Operation Expenses ⁽⁶⁾ :					
Academic facilities	---	\$144,023,588	\$285,871,459	\$285,045,839	\$313,261,428
Student Housing	\$247,341,053	287,892,582	297,320,239	354,287,832	343,334,078
Student Unions/Recreation Centers	88,848,432	102,292,739	108,482,999	119,436,552	121,463,599
Parking	64,219,568	72,224,778	80,714,279	82,654,850	76,105,229
Health Centers	3,980,073	3,710,459	5,295,229	5,074,150	6,078,808
Extended and Continuing Education	333,276,725	387,553,491	397,675,380	424,672,407	408,997,963
Auxiliary Organizations ⁽³⁾	<u>493,993,480</u>	<u>503,833,540</u>	<u>512,656,989</u>	<u>523,133,628</u>	<u>493,907,124</u>
Total Maintenance and Operation Expenses	<u>\$1,231,659,331</u>	<u>\$1,501,531,177</u>	<u>\$1,688,016,574</u>	<u>\$1,794,305,258</u>	<u>\$1,763,148,229</u>

⁽¹⁾ See Schedule 5 in Appendix C.

⁽²⁾ As of April 20, 2016, the Tuition Fee was designated by the Board as additional Gross Revenues under the Indenture.

⁽³⁾ Revenue and expenditures shown include 17 auxiliary organizations that have financed with Systemwide Revenue Bonds through a lease or loan and exclude research grant and contract activity and restricted gifts. Gross Revenues under the Indenture are a smaller amount derived from payments under certain leases or loans with the Board.

⁽⁴⁾ Includes revenues derived from leases with California State University, Channel Islands Site Authority, which are used solely to pay debt service on Systemwide Revenue Bonds; operating expenditures are not paid from Gross Revenues.

⁽⁵⁾ Debt service shown excludes interest that has been funded from bond proceeds. Cash subsidy payments from the U.S. Treasury under the Build America Bonds program are not pledged to Systemwide Revenue Bonds and are neither included as Gross Revenues nor deducted from Systemwide Revenue Bonds debt service in Table 8 above.

⁽⁶⁾ Maintenance and operation expenses for the year ended June 30, 2019 include extraordinary maintenance and repair projects, which are generally paid from existing program fund balance of \$105.8 million, other postemployment benefits expenses of \$46 million pursuant to GASB Statement No. 75, and pension expenses of \$52 million pursuant to GASB Statement No. 68.

Table 9 sets forth the scheduled debt service on all Systemwide Revenue Bonds payable from Gross Revenues on a fiscal year basis, commencing with the fiscal year ending June 30, 2020. The Board may issue additional indebtedness secured on a parity by Gross Revenues under the terms of the Indenture. There is no limit on the maximum principal amount of Systemwide Revenue Bonds that may be issued under the Indenture.

[REMAINDER OF PAGE INTENTIONALLY BLANK]

TABLE 9
CALIFORNIA STATE UNIVERSITY
DEBT SERVICE PAYABLE FROM GROSS REVENUES
(Following the Issuance of the Series 2020B Bonds)

Fiscal Year Ending June 30	Previous Systemwide Revenue Bonds ⁽¹⁾			Series 2020B Bonds Debt Service	Total Systemwide Revenue Bonds ⁽¹⁾
	Including Refunded Bond Debt Service ⁽²⁾	Refunded Bond Debt Service	Excluding Refunded Bond Debt Service		
2020	\$ 455,864,463	\$ 4,871,484	\$ 450,992,979	--	\$ 450,992,979
2021	473,614,959	9,742,969	463,871,990	\$ 30,120,230	493,992,220
2022	476,242,526	9,742,969	466,499,557	26,832,117	493,331,674
2023	473,156,150	15,584,750	457,571,400	31,892,382	489,463,782
2024	469,716,924	15,579,281	454,137,643	31,885,509	486,023,152
2025	467,919,554	15,571,906	452,347,648	31,876,309	484,223,957
2026	462,872,691	14,997,906	447,874,785	31,325,525	479,200,310
2027	474,936,378	14,993,550	459,942,828	31,316,050	491,258,878
2028	471,935,643	14,985,569	456,950,074	31,313,661	488,263,735
2029	471,248,575	14,998,950	456,249,625	31,324,801	487,574,426
2030	469,616,670	14,995,344	454,621,326	31,090,113	485,711,439
2031	466,627,874	14,995,344	451,632,530	31,086,211	482,718,741
2032	459,622,725	14,991,416	444,631,309	31,080,978	475,712,287
2033	441,693,172	14,995,500	426,697,672	31,085,936	457,783,608
2034	421,744,339	14,984,125	406,760,214	31,077,241	437,837,455
2035	416,094,704	14,989,000	401,105,704	31,084,073	432,189,777
2036	414,990,881	14,993,500	399,997,381	31,085,015	431,082,396
2037	374,324,811	14,986,625	359,338,186	39,504,112	398,842,298
2038	371,625,796	14,738,500	356,887,296	39,498,414	396,385,710
2039	351,334,808	14,011,500	337,323,308	38,860,737	376,184,045
2040	321,995,030	14,009,125	307,985,905	38,862,607	346,848,512
2041	311,057,076	14,012,125	297,044,951	66,710,134	363,755,085
2042	285,826,338	14,009,000	271,817,338	66,705,131	338,522,469
2043	269,138,881	12,341,000	256,797,881	65,272,189	322,070,070
2044	248,071,626	--	248,071,626	54,754,248	302,825,874
2045	242,627,356	--	242,627,356	54,753,409	297,380,765
2046	221,055,925	--	221,055,925	54,744,936	275,800,861
2047	218,025,629	--	218,025,629	54,747,640	272,773,269
2048	191,457,889	--	191,457,889	54,745,256	246,203,145
2049	112,055,870	--	112,055,870	66,011,498	178,067,368
2050	105,449,316	--	105,449,316	66,009,969	171,459,285
2051	89,800,003	--	89,800,003	66,009,222	155,809,225
2052	<u>74,402,611</u>	<u>--</u>	<u>74,402,611</u>	<u>66,012,544</u>	<u>140,415,155</u>
TOTALS ⁽³⁾	\$11,576,147,193	\$334,121,438	\$11,242,025,755	\$1,388,678,197	\$12,630,703,952

⁽¹⁾ Includes interest funded from bond proceeds and thus differs from the information reflected in Table 8. Does not include any deduction for the federal subsidy associated with the Series 2010B Build America Bonds. Includes debt service for Series 2020A Bonds which settled on February 4, 2020.

⁽²⁾ Assumes remarketing of \$250 million mandatory tender bonds between 2021 and 2026 at assumed rates ranging from 2.75% to 3.50% following the respective scheduled mandatory tender dates. In the event of a failure to remarket such mandatory tender bonds, any such bonds not purchased would bear interest from the tender to the date redeemed or paid at 6% for the period of 0 to 89 days from the tender date and at 8% 90 days and thereafter. Such mandatory tender bonds mature or are subject to sinking redemption between November 1, 2045 and November 1, 2051.

⁽³⁾ Totals reflect rounding.

Financial Statements Related to Gross Revenues

The most recent audited financial statements of the California State University, as of June 30, 2019, are attached to this Official Statement as Appendix C. Schedules 5 through 7 to the audited financial statements contain certain information related to the Systemwide Revenue Bond Program.

GENERAL CSU FINANCIAL INFORMATION

Budgeting Process

Each Fall the Board approves a budget request and sends it to the State Department of Finance for the coming fiscal year as input for development of the Governor's Budget. The Board's proposed budget identifies a base funding level built on prior year costs for full-time equivalent student enrollment targets, mandatory cost increases, costs generated by changes in programs, and funding needs for capital projects. The Board annually approves capital project plans for self-supporting programs and academic projects, including those of the Systemwide Revenue Bond program, in a rolling five-year capital outlay program plan.

Governor's Budget/Budget Act

The Governor's Budget, with input from CSU and other State agencies, is usually developed and presented to the State Legislature each January and then revised in early May. The Governor's Budget is usually debated during legislative hearings each Spring and in June the State Legislature is required by California law to send its own recommended budget back to the Governor. At that point, the Governor may delete, but not add, funded items. A two-thirds vote by the State Legislature can override the Governor's veto of funds. Following the Governor's action, if any, on the State Legislature's recommended budget, it becomes final as the "State Budget Act."

Negotiations with the State and Legislative Budget Hearings

Throughout the year, CSU staff engages in discussion of issues and priorities with staff in the State Department of Finance, the Legislative Analyst's Office, and the Legislative committee. Usually in February, the Legislative Analyst publishes an analysis of, and recommendations for legislative action on, the Governor's Budget. This analysis is the principal agenda for the legislative hearings, including hearings on the budget recommended for CSU by the Governor. Differences between the two houses of the State Legislature are resolved in a conference committee, after which the budget is returned to the Governor for the action noted above.

Allocations to Campuses

The Chancellor's Office informs all CSU campuses of the Governor's budget decisions, at which time allocations are identified for planning purposes. Final allocations are usually made by the Chancellor's Office promptly after the State Budget Act is signed.

State Budget Acts for Recent Fiscal Years

The State has provided funding increases to CSU since fiscal year 2012-13. Table 10 below shows funding from the State to CSU over the most recent five fiscal years. The annual State appropriations reflect the CSU's base budget, which is ongoing State funding, and does not include any one-time funding.

[REMAINDER OF PAGE INTENTIONALLY BLANK]

TABLE 10
CALIFORNIA STATE UNIVERSITY
ANNUAL APPROPRIATIONS FROM THE STATE OF CALIFORNIA⁽¹⁾
2015-16 through 2019-20
Figures in millions

	<u>2015-16</u>	<u>2016-17⁽²⁾</u>	<u>2017-18⁽³⁾</u>	<u>2018-19⁽⁴⁾</u>	<u>2019-20⁽⁵⁾</u>
Annual State Appropriation	\$3,007	\$3,206	\$3,430	\$3,650	\$4,022

⁽¹⁾ Does not include one-time funding of \$25 million for capital needs.

⁽²⁾ Does not include one-time funding of \$35 million for capital needs or one-time funding of \$35 million for student success initiatives.

⁽³⁾ Includes \$2 million in the first year of a 10-year program to fund road maintenance and rehabilitation projects. Does not include \$22 million in one-time funding, of which \$12.5 million is allocated for Graduation Initiative 2025.

⁽⁴⁾ Includes \$2 million in the second year of a 10-year program to fund road maintenance and rehabilitation projects. Does not include \$126.6 million in one-time funding from the General Fund appropriation for enrollment growth and various programs, and \$35 million in one-time funding for deferred maintenance.

⁽⁵⁾ Includes \$2 million in the third year of a 10-year program to fund road maintenance and rehabilitation projects. Does not include \$321.2 million in one-time funding from the General Fund appropriation for deferred maintenance, graduation initiative, basic needs partnerships and various programs.

Governor's Proposed Budget for Fiscal Year 2020-21

In January 2020, the Governor proposed a total General Fund budget of \$4.22 billion for the CSU for fiscal year 2020-21. This represents a \$199.0 million increase in base funding compared to the prior year. The Governor also proposed \$6 million in base funding, for summer financial aid, to expire in 2023, and \$6 million in one-time funding for Extended and Continuing Education programs.

CSU Financial Statements

The most recent audited financial statements of CSU are attached to this Official Statement. See Appendix C — “AUDITED FINANCIAL STATEMENTS OF THE CALIFORNIA STATE UNIVERSITY AS OF JUNE 30, 2019.” The audited financial statements are customarily presented to the Board annually for formal acceptance, often during its January meeting. The audited financial statements for fiscal year 2018-19, attached hereto as Appendix C, were presented to the Board during its regularly scheduled meeting held January 28-29, 2020 and are final. The audited financial statements are included as general background concerning the CSU System and provide certain information regarding Gross Revenues. The Series 2020B Bonds are secured solely by the Gross Revenues specifically pledged for repayment of principal and interest on the Series 2020B Bonds. No other assets or revenues of CSU are pledged to the repayment of the Series 2020B Bonds. See “SECURITY FOR THE SERIES 2020B BONDS.”

[REMAINDER OF PAGE INTENTIONALLY BLANK]

CSU Grants, Contracts and Fundraising Activity

Table 11 below sets forth the grant and contract proceeds received by CSU and fundraising activity of CSU for fiscal years ended June 30, 2015 to 2019. Amounts shown are not included as part of the Gross Revenues and generally are restricted to specified uses.

TABLE 11
CALIFORNIA STATE UNIVERSITY
GRANTS, CONTRACTS AND FUNDRAISING ACTIVITY⁽¹⁾
2014-15 through 2018-19
Figures in millions

<u>Sources</u>	<u>2014-15</u>	<u>2015-16</u>	<u>2016-17</u>	<u>2017-18</u>	<u>2018-19</u>
Federal grants and contracts	\$1,322	\$1,381	\$1,393	\$1,505	1,542
State and local grants and contracts	766	795	844	953	986
Private gifts, grants and contracts	<u>315</u>	<u>352</u>	<u>329</u>	<u>344</u>	<u>366</u>
Total	<u>\$2,403</u>	<u>\$2,528</u>	<u>\$2,566</u>	<u>\$2,802</u>	<u>\$2,894</u>

⁽¹⁾ Includes Auxiliary Organizations.
Source: California State University

CSU Endowment Assets

As of June 30, 2019, the market value of the endowment assets of CSU and its related foundations was approximately \$1.72 billion, an increase from approximately \$1.62 billion as of June 30, 2018. The market value of the endowment assets of CSU and its related foundations as of June 30, 2017, June 30, 2016, and June 30, 2015 were approximately \$1.51 billion, \$1.31 billion, and \$1.33 billion, respectively. Changes in the market value of the endowment assets of CSU and its related foundations over the last five fiscal years have been primarily a result of movements in the financial markets. Because CSU does not rely significantly upon endowment funds to meet its operating needs, changes in the market value of CSU endowment assets are not expected to have a material impact on CSU operations. Furthermore, because endowment funds are not part of the Gross Revenues, changes in the market value of CSU endowment assets are not expected to have any effect on the Board's ability to pay the principal of, premium, if any, and interest on the Series 2020B Bonds when due.

OTHER MATTERS

Insurance

CSU has elected to commercially insure property with deductibles; self-insure its general liability and errors & omissions liability; and self-insure its workers' compensation exposures. Further, CSU procures excess and/or reinsurance on its general and errors & omissions liability as well as workers' compensation to provide coverage for large losses. CSU's vehicle liability is self-insured by the State's vehicle liability self-insurance program. As a State agency, CSU, the Office of the Chancellor, the Board, and its system of campuses are included in these insurance and self-insured programs.

The office of Risk Management in the Chancellor's Office administers the property, general liability and workers' compensation programs. The State Office of Risk and Insurance Management administers the motor vehicle liability program.

The current coverage limits for CSU's insurance programs are as follows:

Property: \$1,000,000,000 per occurrence (excluding earthquake), deductibles ranging from \$100,000 to \$1,000,000.

General Liability: \$300,000,000 per occurrence, Self-Insured Retention ranging from \$35,000 to \$900,000.

Workers' Compensation: Statutory benefits and \$5 million for Employers Liability. As of January 1, 2015, the CSU has offset its self-insured exposure by placing primary workers' compensation coverage through risk transfer to the CSAC Excess Insurance Authority.

Under the Employers Liability insurance, the State and its employees (as defined in Section 810.2 of the Government Code) are insured for any tort liability that may develop through carrying out official activities, including State official operations on non-State owned property.

Climate Change

The CSU, like many other institutions in California, has experienced the impact of unpredictable changes in environmental conditions and climate change-induced events that include wildfires, heat waves and extreme storm events. Because CSU campuses are located throughout the state, campuses may face differing challenges as a result of climate change, including but not limited to impacts from extreme or variable temperatures, soil erosion, fires, reduced air quality, drought and/or flood conditions. Coordinated campus response efforts, insurance coverage, and internal resources have mitigated the financial and physical impacts to campuses. The CSU is committed to adapting campuses and building systemwide resiliency to mitigate these risks and to ensure the continuity of operations and long-term viability at its campuses. The CSU has implemented a policy that when campus master plans are updated, climate impacts are included in the new master plans. The CSU also adopted systemwide policies in 2014 and produced a sustainability report in 2018 addressing Climate Action and Adaptation Planning along with recommendations for future reporting and policy analyses. These events have not posed a material impact to the CSU or to the Systemwide Revenue Bond program thus far, however the future fiscal impact of climate change on the CSU is difficult to predict and could be significant.

Cybersecurity

The CSU recognizes that cyber threats may take many forms and are constantly evolving. Like many other large public entities, the CSU and individual campuses rely on a large and complex technological environment to conduct its operations. As a recipient and provider of personal, private, and/or other sensitive information, CSU faces a variety of risks to its networks and systems, including but not limited to hacking, viruses, malware and other intrusions on its networks and systems. The CSU has developed and invested in multiple forms of cybersecurity and operational controls, including systemwide policies and procedures for incident management. The Information Security Management department of the CSU System is led by a Chief Information Security Officer, who is tasked with providing leadership for the overall CSU Information Security Program and campuses. No assurances can be given that the CSU's efforts to manage cyber threats and attacks will be successful or that any such attack will not materially impact CSU's operations or finances.

Audits and Compliance Reviews

At all times, including the date of this Official Statement, there are audits and compliance reviews that arise in the normal course of CSU's activities. Such audits and compliance reviews may relate to any activity at CSU, and may be conducted by persons within or outside CSU, including but not limited to the CSU division of Audit and Advisory Services, the California State Auditor, external auditors, and a variety of other federal and State governmental agencies. As one example, on June 20, 2019, the California State Auditor (the "State Auditor") released report number 2018-127 relating to an audit conducted on CSU parking programs at four campuses and certain financial accounts that CSU maintains outside of the State treasury. A summary of the report, as well as the complete report, and the initial response to the audit by the CSU as provided by the Chancellor, are available from the State Auditor's website, currently at <http://www.auditor.ca.gov/reports/2018-127/summary.html>. The CSU's 6-month response was submitted in December 2019 but has not yet been fully assessed and posted by the State Auditor. At the

time of this Official Statement, the Board is not aware of any completed or pending audit or review concerning matters that are likely to have a material adverse effect on the Board's ability to pay the principal of, premium, if any, and interest on the Series 2020B Bonds when due.

Seismicity

New and renovated buildings designed for CSU adhere to the latest seismic requirements as detailed in Title 24 of the California Code of Regulations. CSU maintains a standing body of seismic engineers collectively known as the Seismic Review Board to advise on earthquake related construction matters relative to its systemwide capital program. Each capital project involving structural elements undergoes seismic peer review by a member of this board as an additional measure beyond the building code plan check review that also occurs for each project. Seismic peer review is an objective technical review by an independent, knowledgeable reviewer experienced in the structural design, analysis and performance issues involved. The purpose of the seismic review is to assure project quality and provide a measure of additional assurance regarding code compliance, best practices and the performance and safety of the completed project relative to CSU standards.

CSU currently purchases limited parametric earthquake coverage with a maximum benefit of \$25,000,000 in aggregate.

Labor Relations

There are approximately 65,993 CSU employees, including those represented by bargaining units and non-represented employees. Exclusive bargaining unit representatives include:

- The California Federation of the Union of American Physicians and Dentists ("UAPD")
- California State University Employees Union ("CSUEU")
- California Faculty Association ("CFA")
- Academic Professionals of California, Local 1002 ("APC")
- Teamsters Local 2010 ("Teamsters 2010")
- Statewide University Police Association ("SUPA")
- International Union of Operating Engineers, Local 39, AFL-CIO ("IUOE")
- International Union, United Automobile, Aerospace and Agricultural Implement Workers of America, AFL-CIO and its Local Union 4123 ("UAW").
- CSUEU English Language Program Instructors, CSU LA
- CSUEU English Language Program Instructors, CSU Monterey Bay

The UAPD has an agreement with CSU covering the terms and conditions of employment for its members, the Physicians unit, that will expire on June 30, 2020. Employees in the Health Care Support, Operations & Support Services, Clerical/Administrative Support Services, and Technical & Support Services units are represented by CSUEU, which negotiated a contract with CSU that will expire on June 30, 2020. Bargaining has started for a successor agreement. CSUEU also represents the English Language Program Instructors at Cal State Los Angeles, which negotiated a contract with CSU that will expire on June 30, 2024, and American Language and Cultural Program Instructors, CSU Monterey Bay, which negotiated a contract with CSU that expires on June 30, 2022. The contract for CFA, exclusive representative for the Faculty unit, will expire on June 30 2020. Bargaining has started for a successor agreement. APC, exclusive representative for employees in the Academic Support unit, entered into a contract with the CSU that will expire on June 30, 2020. The contract between CSU and Teamsters 2010, which

represents employees in the Skilled Crafts unit, will expire on June 30, 2020. Bargaining has started for a successor agreement. The SUPA, exclusive representative for employees in the Public Safety unit, was negotiating with CSU for a successor agreement; however, negotiations reached an impasse, resulting in the parties undertaking a statutory impasse procedure under the Higher Education Employer-Employee Relations Act (“HEERA”), which involves third-party factfinding and the issuance of an advisory report. The prior agreement was extended to allow for the completion of the fact-finding process. SUPA and CSU are awaiting the release of the fact-finding report, expected to occur in February 2020, and once the report is public, the CSU may impose terms and conditions of employment that were reasonably contemplated by the parties during negotiations. The IUOE, which represents trades workers at the California Maritime Academy has an agreement with CSU that will expire on June 30, 2020. The contract between the UAW, the exclusive representative for academic student employees, and CSU, expires on September 30, 2020.

Retirement System

The CSU, as an agency of the State, contributes to a pension plan administered by the Board of Administration of the California Public Employees Retirement System (“CalPERS”). The State’s pension plan with CalPERS is an agent multiple-employer defined-benefit pension plan (State Miscellaneous Tier 1 Plan and Peace Officers & Firefighters Plan) and CalPERS functions as an investment and administrative agent for its members. For CSU, the pension plan acts as a cost sharing multiple-employer defined-benefit pension plan, which provides a defined-benefit pension and postretirement program for substantially all eligible CSU employees. The plan also provides for survivor, death, and disability benefits.

In general, full-time employees of CSU, who are employed to work for more than six months and part-time employees averaging 20 hours per week for one year participate in the CalPERS pension plan, which is a statewide retirement system governed and operated pursuant to Part 3 (commencing with Section 20000), Division 5, Title 2 of the California Government Code.

CalPERS retirement benefits are funded from employer-paid contributions, employee contributions, and the plan’s investment earnings. CalPERS employer contribution rates applicable to CSU (along with other state agencies) are based upon actuarial studies and are adjusted each year by CalPERS in order to meet defined pension benefit obligations. California Government Code Section 20814 states that “the Governor shall include the contribution rates adopted by the board for the liability of benefits on account of employees of the State” (General Fund supported salaries), and “the Legislature shall adopt the board contribution rates and authorize the appropriation in the Budget Act.” The majority of CSU CalPERS eligible employees are in the State Miscellaneous Tier 1 category. Employees in Miscellaneous Tier 1 category with a start date prior to January 1, 2013 contribute 5 percent of annual compensation in excess of \$513 per month to CalPERS. For employees in Miscellaneous Tier 1 that have a start date of January 1, 2013 or later and fall under the California Public Employees’ Pension Reform Act of 2013 (“PEPRA”), Government Code Sections 7522-7522.74, the contribution rates are 7.25 percent in the 2019-20 fiscal year. Per Government Code Section 7522.30 under PEPRA, equal sharing of normal costs between public employers and public employees shall be the standard. The standard shall be that employees pay at least 50 percent of “normal costs” determined by an annual actuarial valuation.

CSU’s total employer contribution to CalPERS from all funds (i.e., General Fund, Trust Operating Fund, CSU Lottery Education Fund, Professional and Continuing Education Revenue Fund, and Dormitory Revenue Fund--Housing and Parking) totaled approximately \$928,987,000 in fiscal year 2018-19 (reported as deferred outflows of resources as of June 30, 2019). See Appendix C — “AUDITED FINANCIAL STATEMENTS OF THE CALIFORNIA STATE UNIVERSITY AS OF JUNE 30, 2019” at Note (12).

The size of CalPERS’ unfunded pension varies from year to year and is affected by various factors, including investment returns, benefit levels, and the number of retirees compared to active employees. The funding level for the CalPERS Public Employees’ Retirement Fund was 69.8 percent as of June 30, 2018. Based on estimated discount rate of 7 percent and an 6.7 percent investment return for fiscal year 2018-19, the funded status was estimated to be 71 percent for fiscal year 2018-19. Also, per Government Code Section 20683.2 which changed the contribution rates of many State CalPERS members, savings realized by the State employer as a result of the employee contribution rate increases shall be allocated towards unfunded liability, subject to appropriation in the annual Budget Act. Additional statutory contributions have been made in fiscal years 2017-18, 2018-19, and 2019-20 and are scheduled for fiscal year 2020-21. In fiscal year 2017-18, the State made an additional \$6 billion supplemental contribution to CalPERS

to reduce pension liability. As described above, CSU is required to repay its proportionate share to the State over time.

Further, there was a change in the level of State funded retirement expenses due to the provisions in the State Budget Act for fiscal year 2013-14 to freeze the CSU salary base to the actual fiscal year 2013-14 pensionable payroll for purposes of calculating annual CalPERS retirement adjustments beginning in fiscal year 2014-15. To date, the CSU administration has not experienced a material impact on CSU operations, Gross Revenues, or the Board's ability to pay the principal of, premium, if any, and interest on Systemwide Revenue Bonds when due. Additional information concerning CalPERS may be found on its website at <http://www.calpers.ca.gov>. CSU takes no responsibility for any information provided on the CalPERS website.

Net pension liability is measured as CSU's proportionate share of the State's total pension liability, less its proportionate share of the pension plan's fiduciary net position. The net pension liability amounted to \$7,733,251,000 as of June 30, 2019, which was a decrease from June 30, 2018. The decrease is primarily due to the favorable impact of stronger than expected net investment returns on the pension plan assets. Further, contributions from the CSU and its employees reduced the net pension liability.

The difference due to change in assumptions between years amounted to \$701,691,000, the net difference between projected and actual earnings on pension plan investments amounted to \$79,471,000, the difference between expected and actual experience amounted to \$85,356,000, and the difference due to change in proportionate share amounted to \$207,813,000. These were reported as deferred outflows of resources as of June 30, 2019. Deferred inflows of resources resulting from the recognition of the difference between expected and actual experience amounted to \$54,809,000, and difference due to changes in assumptions amounted to \$251,227,000. For the year ended June 30, 2019, CSU recognized pension expense of \$1,256,584,000 which was reported as benefits expense. See Appendix C — "AUDITED FINANCIAL STATEMENTS OF THE CALIFORNIA STATE UNIVERSITY AS OF JUNE 30, 2019" at Note (2)(q) and Note (12).

Postretirement Healthcare Plan and Social Security

The State provides retiree healthcare benefits to statewide employees, including the CSU employees, through the programs administered by CalPERS. The State's substantive plan represents an agent multiple-employer defined-benefit other postemployment benefits (OPEB) Plan.

The State funds the employer-paid cost share of post-retirement healthcare benefits and CSU pays the cost of dental benefits for eligible CSU retirees. The cost of providing health and dental insurance to retirees are funded primarily on a "pay-as-you-go" basis. CSU reimburses the State for the portion of the postretirement healthcare benefits attributable to billable accounts as the CSU has non-State revenue sources.

CSU has adopted GASB Statement No. 75, *Accounting and Financial Reporting for Postemployment Benefits Other Than Pensions*. The GASB 75 changes in accounting policy are designed to improve transparency by requiring recognition of the net OPEB liability, deferred inflows of resources, deferred outflows of resources, and report costs associated with OPEB as they are earned by employees instead of based on cash funding. Prior to this adoption, the costs associated with OPEB were equal to the actuarially determined Annual Required Contribution and recognized accrual of unfunded required contribution.

CSU's net OPEB liability amounted to \$13,128,996,000 as of June 30, 2019. The discount rate used to estimate the net OPEB liability was 3.62%, which is based on Fidelity Index's 20-Year Municipal GO AA Index since the CSU has no OPEB plan assets sufficient to make benefit payments. The OPEB contribution amounted to \$362,261,000 for the fiscal year ended June 30, 2019 which includes \$326,113,000 contribution from the State on behalf of CSU as authorized by California Government Code Section 22871. The deferred inflows of resources resulting from the change in assumptions amounted to \$1,625,833,000. See Appendix C — "AUDITED FINANCIAL STATEMENTS OF THE CALIFORNIA STATE UNIVERSITY AS OF JUNE 30, 2019" at Note (2)(p) and Note (13).

Social security (OASDI and Medicare) benefits are funded from employer and employee contributions. The rates for these benefits are established by federal regulations and are currently equally shared by the employer and employees. CSU contributed \$238,299,000 for OASDI and Medicare for the fiscal year ended June 30, 2019. Social security expenditures increased slightly due to CSU's salary growth in fiscal year ended June 30, 2019 and the social security cap on maximum earnings subject to the social security tax increased from \$128,400 in 2018 to \$132,900 in 2019.

[THIS PAGE INTENTIONALLY LEFT BLANK]

APPENDIX B

INFORMATION REGARDING THE CAMPUSES OF THE CALIFORNIA STATE UNIVERSITY

California State University, Bakersfield

California State University, Bakersfield was founded in 1965 and in September 1970 became the nineteenth campus of the California State University system. The campus consists of four academic schools: Arts and Humanities; Business and Public Administration; Natural Sciences, Mathematics and Engineering; Social Sciences and Education. Professional and Continuing Education (“PaCE”) is offered through the Extended Education program. The campus also runs the Antelope Valley offsite center in Lancaster.

California State University Channel Islands

California State University Channel Islands opened its doors in Fall 2002 as the 23rd and youngest campus of the CSU system. The campus consists of three schools: Arts and Sciences; Education; and the Martin V. Smith School of Business & Economics. PaCE is offered through the Extended University which serves international students, veterans, working professionals, and senior citizens.

California State University, Chico

California State University, Chico began in 1887 as the northern branch of the California State Normal School (a network of two-year preparatory schools for teachers). Since then it has progressed from an independent normal school to a state teachers college in 1921; a state college in 1935; and finally into California State University, Chico in 1972. The campus serves a twelve-county area and is composed of seven colleges: Agriculture; Behavioral and Social Sciences; Business; Communication and Education; Engineering, Computer Science, and Construction Management; Humanities and Fine Arts; and Natural Sciences. PaCE is offered through the Campus Center for Regional and Continuing Education.

California State University, Dominguez Hills

Established by the State Legislature in 1960, the California State University, Dominguez Hills opened its doors as the California State College at Palos Verdes in 1965. The following year, the college moved to the City of Carson and was renamed California State College, Dominguez Hills. The campus is organized into five colleges: Arts and Humanities; Business Administration and Public Policy; Education; Natural and Behavioral Sciences; and Health, Human Services and Nursing. PaCE is offered through the College of Extended and International Education.

California State University, East Bay

California State University, East Bay was established by the State Legislature in 1957 and opened its doors to its first students in 1959 as the State College for Alameda County. The campus moved to its Hayward site in 1963, becoming California State College at Hayward in 1964. The campus received university status in 1972 and was renamed California State University, Hayward. In 2005, it was renamed California State University, East Bay. The campus is organized into four academic colleges: Letters, Arts, and Social Sciences; Business and Economics; Education and Allied Studies; and Science. PaCE is offered through the Continuing Education program. The campus also runs the Concord offsite center which is located in Contra Costa County.

California State University, Fresno

Established in 1911, California State University, Fresno is located in the heart of the State, which makes it convenient to all major points in California. The campus consists of six colleges—Arts and Humanities; Health and Human Services; Science and Mathematics; Social Sciences; the Jordan College of Agricultural Sciences and Technology; and the Lyles College of Engineering—and two schools—the Craig School of Business; and the Kremen School of Education and Human Development. PaCE is offered through the division of Continuing and Global Education.

California State University, Fullerton

California State University, Fullerton was established by legislation enacted in 1957. The campus is located in north Orange County and has eight colleges: Arts; Communications; Education; Engineering and Computer Science; Health and Human Development; Humanities and Social Sciences; Natural Sciences and Mathematics; and the Mihaylo College of Business and Economics. PaCE is offered through the Extension and International Program. The campus also runs the Irvine offsite center in Orange County.

Humboldt State University

Humboldt State University, the northernmost campus of the California State University system, was established in 1913 as a normal school and became Humboldt State Teacher's College and Junior College in 1921. In 1935, the campus name was changed to Humboldt State College and in 1974 it became Humboldt State University. The campus is comprised of three colleges: Arts, Humanities, and Social Sciences; Natural Resources and Sciences; and Professional Studies. PaCE is offered through the College of Extended Education and Global Engagement.

California State University, Long Beach

California State University, Long Beach first began instruction in September 1949. In 1950, the campus moved to its present site donated to the State by the City of Long Beach and in 1972 was named California State University, Long Beach. The campus is organized into seven colleges: Arts; Business Administration; Education; Engineering; Health and Human Services; Liberal Arts; and Natural Sciences and Mathematics. PaCE is offered through the College of Professional and International Education.

California State University, Los Angeles

Los Angeles State College was founded by an act of the State Legislature in July 1947. In 1955, the campus broke ground on its current site and officially became California State University, Los Angeles in 1972. California State University, Los Angeles is organized into six colleges: Arts and Letters; Business and Economics; Engineering, Computer Science, and Technology; Natural and Social Sciences; Charter College of Education; and the Rongxiang Xu College of Health and Human Services. PaCE is offered through the College of Professional and Global Education.

California State University Maritime Academy

Established by the State legislature in 1929 as the California Nautical School, the California State University Maritime Academy became an independent state institution of higher education in 1972. While continuing its role in the preparation of students for the maritime industry, it joined CSU as a campus in 1995. Maritime is currently organized into three schools: the School of Engineering, School of Letters and Sciences, and School of Maritime Transportation, Logistics, and Management offering six majors leading to Bachelor of Science degrees in Business Administration / International Business and Logistics; Facilities Engineering Technology; Marine Engineering Technology; Marine Transportation; Mechanical Engineering; and a Bachelor of Arts degree in Global Studies and Maritime Affairs. PaCE is offered through Cal Maritime Extension.

California State University, Monterey Bay

In 1994, a plan to convert former military base Fort Ord into a university was passed and a year later California State University, Monterey Bay admitted its first students. The campus consists of six colleges: Arts, Humanities and Social Sciences; Business; Education; Health Sciences and Human Services; and Science. PaCE is offered through the College of Extended Education and International Programs.

California State University, Northridge

Created in 1956 as the San Fernando Valley Campus of Los Angeles State College of Applied Arts and Sciences, the campus separated from its parent institution on July 1, 1958, as San Fernando Valley State College. By action of the State Legislature, the Governor, and the Board of Trustees, the campus became California State

University, Northridge, in 1972. It is composed of eight colleges: Engineering and Computer Science; Health and Human Development; Humanities; Science and Mathematics; Social and Behavioral Sciences; Mike Curb College of Arts, Media, and Communication; David Nazarian College of Business and Economics; and Michael D. Eisner College of Education. PaCE is offered through the Tseng College for Graduate, International and Midcareer Education.

California State Polytechnic University, Pomona

California State Polytechnic University, Pomona opened in 1938 as the Voorhis Unit of the California State Polytechnic College. In 1949, cereal magnate W.K. Kellogg deeded 813 acres of land located three miles south of the Voorhis campus to the State of California. In 1956, the campus community moved to the Kellogg Ranch campus. In 1966, Cal Poly Pomona separated from the San Luis Obispo campus to become California's sixteenth state college. University status was granted in 1972. Cal Poly Pomona comprises eight colleges: Business Administration; Education and Integrative Studies; Engineering; Environmental Design; Letters, Arts, and Social Sciences; Science; the Don B. Huntley College of Agriculture; and the Collins College of Hospitality Management. PaCE is offered through the College of the Extended University.

California State University, Sacramento

California State University, Sacramento was founded in 1947 and, shortly thereafter, moved from its original location to the southwest bank of the American River, to better serve its region and be close to the State Capitol. The campus is organized into seven colleges: Arts and Letters; Business Administration; Education; Engineering and Computer Science; Health and Human Services; Natural Sciences and Mathematics; and Social Sciences and Interdisciplinary Studies. PaCE is offered through the College of Continuing Education.

California State University, San Bernardino

In 1960, the State Legislature authorized the establishment of the State College for San Bernardino and Riverside counties. The San Bernardino campus opened in 1965. In 1984 the campus earned university status, and became California State University, San Bernardino. The campus is composed of five academic colleges: Arts and Letters; Education; Natural Sciences; Social and Behavioral Sciences; and The Jack H. Brown College of Business and Public Administration. PaCE is offered through the College of Extended and Global Education. The campus also runs the Palm Desert offsite center which opened in 2002.

San Diego State University

Established in 1897 as a normal school, San Diego State University was temporarily quartered in downtown San Diego while its campus site was under construction north of Balboa Park. The normal school was reorganized as a four-year state teachers college in 1921 and moved to its present site ten years later. In 1935, the name was changed to San Diego State College. University status was achieved in 1972, and the campus was renamed San Diego State University in 1974. The campus is composed of seven academic colleges: Arts and Letters; Education; Engineering; Health and Human Services; Professional Studies and Fine Arts; Sciences; and the Fowler College of Business. PaCE is offered through the College of Extended Studies. The campus also runs two offsite centers, Calexico and Brawley, which make up San Diego State University Imperial Valley.

San Francisco State University

Founded in 1899 as San Francisco State Normal School and renamed San Francisco State Teachers College in 1921, the campus was granted full university status in 1972, and the name San Francisco State University was formally adopted in 1974. The campus has six colleges: Business; Graduate College of Education; Ethnic Studies; Health and Social Sciences; Liberal and Creative Arts; and Science and Engineering. PaCE is offered through the College of Extended Learning. The campus also runs an offsite center in Downtown San Francisco.

San José State University

Founded in 1857, San José State is the oldest public institution of higher education on the West Coast. San José State began as Minns' Evening Normal School in San Francisco in 1857 and became a state school — the California Normal School — by an act of the State Legislature in 1862. After several changes to the name, the institution was formally named the San José State University by legislation in 1974. The campus is comprised of seven colleges: Health and Human Sciences; Humanities and the Arts; Science; Social Sciences; and The Lucas College and Graduate School of Business; The Connie L. Lurie College of Education; and The Charles W. Davidson College of Engineering. PaCE is offered through the College of Professional and Global Education.

California Polytechnic State University, San Luis Obispo

California Polytechnic State University, San Luis Obispo was established in 1901 by the State Legislature as a school at San Luis Obispo to provide practical instruction in many technical fields. The first classes met October 1, 1903. The campus is comprised of six colleges: Agriculture, Food and Environmental Sciences; Architecture and Environmental Design; Engineering; Liberal Arts; Science and Mathematics; and the Orfalea College of Business. PaCE is offered through the Extended Education Program.

California State University San Marcos

California State University San Marcos was established in 1989 as the twentieth campus of the California State University system. The campus is composed of four colleges: Business Administration; Education, Health and Human Services; Humanities, Arts, Behavioral and Social Sciences; and Science and Mathematics. PaCE is offered through the Extended Learning program.

Sonoma State University

Sonoma State University, established by the State Legislature in 1960, first opened in 1961 in temporary facilities located in Rohnert Park and moved to its permanent campus site in 1966. The campus is organized into five schools: Arts and Humanities; Business and Economics; Education; Science and Technology; and Social Sciences. PaCE is offered through the School of Extended & International Education.

California State University, Stanislaus

California State University, Stanislaus was established by the State Legislature in 1957 and first offered classes in September of 1960 in temporary quarters at the Stanislaus County Fairgrounds in Turlock. The campus moved to its permanent site in Turlock in 1965. The campus is organized into four colleges: Arts, Humanities and Social Sciences; Business Administration; Education, Kinesiology and Social Work; and Science. PaCE is offered through the University Extended Education program. The campus also runs the Stockton offsite center in San Joaquin County.

APPENDIX C
AUDITED FINANCIAL STATEMENTS
OF THE CALIFORNIA STATE UNIVERSITY
AS OF JUNE 30, 2019

[THIS PAGE INTENTIONALLY LEFT BLANK]

CSU

The California
State University

FINANCIAL STATEMENTS

2018–2019



Table of Contents

	Page
Letter from the Executive Vice Chancellor, Chief Financial Officer	1
Independent Auditors' Report	2
Management's Discussion and Analysis (Unaudited)	5
Basic Financial Statements:	
Statement of Net Position	26
Statement of Revenues, Expenses, and Changes in Net Position	28
Statement of Cash Flows	30
Notes to Financial Statements	34
Required Supplementary Information:	
Schedule 1: Schedule of University's Proportionate Share of the Net Pension Liability and Related Ratios (Unaudited)	79
Schedule 2: Schedule of Employer Contributions Related to Pension (Unaudited)	80
Schedule 3: Schedule of University's Total Other Postemployment Benefits Liability and Related Ratios (Unaudited)	82
Schedule 4: Schedule of Employer Contributions Related to Other Postemployment Benefits (Unaudited)	83
Supplementary Information:	
Schedule 5: Systemwide Revenue Bond Program's Net Income Available for Debt Service	85
Schedule 6: Systemwide Revenue Bond Program's Residence and Dining Halls Operating Data by Campus (Unaudited)	86
Schedule 7: Systemwide Revenue Bond Program's Statement of Insurance Coverage (Unaudited)	88

LETTER FROM THE EXECUTIVE VICE CHANCELLOR, CHIEF FINANCIAL OFFICER



LETTER FROM THE EXECUTIVE VICE CHANCELLOR, CHIEF FINANCIAL OFFICER



The California State University is the largest and most ethnically and economically diverse four-year university in the United States. We educate more than 475,000 students across 23 campuses spanning 800 miles, from Humboldt State in the north to San Diego State in the south. By bringing the life-changing opportunities of an affordable, high-quality education to a student population as dynamically diverse as California itself, the CSU is a powerful driver of social mobility.

The CSU drives California's economy, as well. One in 10 California employees is a CSU graduate. With more than 125,000 annual graduates, we award approximately half of the state's bachelor's degrees, fueling innovation and prosperity in fields such as information technology, agriculture, education, engineering, healthcare, business, public administration, media and entertainment.

But we are committed to doing more for Californians from all walks of life, for whom a college degree has never been more important, and to increasing our educated workforce to sustain economic growth.

To that end, we are continuing to increase our enrollment capacity, hiring additional tenure-track faculty and adding course sections. We've introduced a new admission redirection policy to ensure that no eligible student is turned away from the CSU.

However, we know that merely opening the door to higher education is not enough. So, as we work to provide increased access for California's diverse citizenry, we are also committed to ensuring that all our students succeed and graduate in a timely manner. By providing holistic student support, the CSU's flagship Graduation Initiative 2025 is designed to do exactly that, and the results have been truly remarkable. Graduation rates are at all-time highs for all students, regardless of race, ethnicity or financial background. Record numbers of degrees are being awarded.

Indeed, we are gaining momentum at the CSU. We have worked hard to streamline our operations so that we can direct more resources toward student success. Our financial position is strong. The state has demonstrated its belief in the CSU by investing boldly in our work.

Our commitment to the people of California is to build upon this momentum – to do more than ever before to ensure authentic access to an affordable quality education for all – and to help propel California toward its brightest future.

A stylized, handwritten signature in black ink, appearing to read 'Steve Relyea'.

Steve Relyea
Executive Vice Chancellor, CFO
The California State University

INDEPENDENT AUDITORS' REPORT

GRANT M. BROWN
ENGINEERING
BUILDING

41

CALIFORNIA POLYTECHNIC
SAN LUIS OBISPO
COLLEGE OF ENG



KPMG LLP
Suite 700
20 Pacifica
Irvine, CA 92618-3391

Independent Auditors' Report

The Board of Trustees
California State University:

Report on the Financial Statements

We have audited the accompanying financial statements of the business-type activities and the aggregate discretely presented component units of the California State University (the University), an agency of the State of California (the State), as of and for the year ended June 30, 2019, and the related notes to the financial statements, which collectively comprise the University's basic financial statements as listed in the table of contents.

Management's Responsibility for the Financial Statements

Management is responsible for the preparation and fair presentation of these financial statements in accordance with U.S. generally accepted accounting principles; this includes the design, implementation, and maintenance of internal control relevant to the preparation and fair presentation of financial statements that are free from material misstatement, whether due to fraud or error.

Auditors' Responsibility

Our responsibility is to express opinions on these financial statements based on our audit. We did not audit the financial statements of 88 of the 90 aggregate discretely presented component units, which reflect total assets constituting 95% and total revenues constituting 94% of the aggregate discretely presented component units totals. Those financial statements were audited by other auditors whose reports thereon have been furnished to us, and our opinion, insofar as it relates to the amounts included for the 88 discretely presented component units, is based solely on the reports of the other auditors. We conducted our audit in accordance with auditing standards generally accepted in the United States of America and the standards applicable to financial audits contained in *Government Auditing Standards*, issued by the Comptroller General of the United States. Those standards require that we plan and perform the audit to obtain reasonable assurance about whether the financial statements are free from material misstatement. The financial statements of 39 discretely presented component units were not audited in accordance with *Government Auditing Standards*, issued by the Comptroller General of the United States.

An audit involves performing procedures to obtain audit evidence about the amounts and disclosures in the financial statements. The procedures selected depend on the auditors' judgment, including the assessment of the risks of material misstatement of the financial statements, whether due to fraud or error. In making those risk assessments, the auditor considers internal control relevant to the entity's preparation and fair presentation of the financial statements in order to design audit procedures that are appropriate in the circumstances, but not for the purpose of expressing an opinion on the effectiveness of the entity's internal control. Accordingly, we express no such opinion. An audit also includes evaluating the appropriateness of accounting policies used and the reasonableness of significant accounting estimates made by management, as well as evaluating the overall presentation of the financial statements.

We believe that the audit evidence we have obtained is sufficient and appropriate to provide a basis for our audit opinions.



Opinion

In our opinion, based on our audits and the reports of other auditors, the financial statements referred to above present fairly, in all material respects, the respective financial position of the business-type activities and the aggregate discretely presented component units of the California State University, as of June 30, 2019, and the respective changes in financial position, and where applicable, cash flows thereof for the year then ended, in accordance with U.S. generally accepted accounting principles.

Other Matters

Required Supplementary Information

U.S. generally accepted accounting principles require that the management's discussion and analysis on pages 5-24, the Schedules of University's proportionate share of the net pension liability and related ratios, and employer contributions related to pension in Schedules 1 and 2, and the Schedule of University's net other postemployment benefits liability and related ratios, and employer contributions related to other postemployment benefits in Schedules 3 and 4, be presented to supplement the basic financial statements. Such information, although not a part of the basic financial statements, is required by the Governmental Accounting Standard Board who considers it to be an essential part of financial reporting for placing the basic financial statements in an appropriate operational, economic, or historical context. We have applied certain limited procedures to the required supplementary information in accordance with auditing standards generally accepted in the United States of America, which consisted of inquiries of management about the methods of preparing the information and comparing the information for consistency with management's responses to our inquiries, the basic financial statements, and other knowledge we obtained during our audit of the basic financial statements. We do not express an opinion or provide any assurance on the information because the limited procedures do not provide us with sufficient evidence to express an opinion or provide any assurance.

Supplementary and Other Information

Our audit was conducted for the purpose of forming opinions on the financial statements as a whole. The supplementary information included in Schedules 5 through 7 is presented for purposes of additional analysis and is not a required part of the basic financial statements.

Schedule 5 is the responsibility of management and was derived from and relates directly to the underlying accounting and other records used to prepare the basic financial statements. Such information has been subjected to the auditing procedures applied in the audit of the basic financial statements and certain additional procedures, including comparing and reconciling such information directly to the underlying accounting and other records used to prepare the basic financial statements or to the basic financial statements themselves, and other additional procedures in accordance with auditing standards generally accepted in the United States of America. In our opinion, Schedule 5 is fairly stated in all material respects, in relation to the basic financial statements that collectively comprise the University's basic financial statements.

Schedules 6 and 7 have not been subjected to the auditing procedures applied in the audit of the basic financial statements, and accordingly, we do not express an opinion or provide any assurance on them.



Other Reporting Required by Government Auditing Standards

In accordance with *Government Auditing Standards*, we have also issued our report dated December 19, 2019 on our consideration of the University's internal control over financial reporting and on our tests of its compliance with certain provisions of laws, regulations, contracts, and grant agreements and other matters. The purpose of that report is to describe the scope of our testing of internal control over financial reporting and compliance and the results of that testing, and not to provide an opinion on internal control over financial reporting or on compliance. That report is an integral part of an audit performed in accordance with *Government Auditing Standards* in considering the University's internal control over financial reporting and compliance.

KPMG LLP

Orange County, California
December 19, 2019

A photograph of a historic building, likely a university or institutional structure, featuring a prominent red-tiled roof and walls heavily covered in ivy. The building has multiple stories with arched windows and decorative brickwork. In the foreground, there are several tall palm trees and a large bush of yellow and white flowers. The sky is blue with some clouds.

MANAGEMENT'S DISCUSSION AND ANALYSIS

CALIFORNIA STATE UNIVERSITY

Management's Discussion and Analysis

June 30, 2019

(Unaudited)

The discussion and analysis below provides an overview of the financial position and performance of the California State University (the University) as of and for the year ended June 30, 2019, including 23 campuses and the Office of the Chancellor (collectively referred to as the University), and 90 discretely presented component units. The discussion has been prepared by management and should be read in conjunction with the financial statements and accompanying notes, which follow this section. Separate financial statements are issued for each of the discretely presented component units and may be obtained from the individual campuses.

The California State University

The University promotes student success through high-quality education that prepares students to become leaders in the changing workforce, making the University a vital economic engine for California.

The University was established under the State of California Education Code as a public university to offer undergraduate and graduate instruction for professional and occupational goals emphasizing a broad liberal arts education. As an agency of the State of California (the State), the University is also included in the State's financial statements. Responsibility for the University is vested in the Trustees of California State University (the Trustees) who, in turn, appoint the Chancellor, who is the chief executive officer of the University, and the University presidents, who are the chief executive officers of the respective campuses.

The discretely presented component units of the University consist of primarily recognized auxiliary organizations. These not-for-profit organizations are separate legal entities created to perform essential functions. These functions are classified into the following categories:

- Student self-governance
- Student body center, union, and recreation center
- Externally supported research and sponsored programs
- Commercial services such as bookstores, food services, housing, or real estate development
- Philanthropic activities

Financial Statements

The financial statements of the University as of and for the year ended June 30, 2019 have been prepared in accordance with Governmental Accounting Standards Board (GASB) Statement No. 34, *Basic Financial Statements – and Management's Discussion and Analysis – for State and Local Governments*, as amended by GASB Statement No. 35, *Basic Financial Statements – and Management's Discussion and Analysis – for Public Colleges and Universities*. For reporting purposes, the University is considered a special-purpose government engaged in business-type activities.

This discussion and analysis is intended to serve as an introduction to the University's basic financial statements: the Statement of Net Position, the Statement of Revenues, Expenses, and Changes in Net Position, and the Statement of Cash Flows. The financial statements are designed to provide readers with a broad overview of the University's finances from all revenue sources, in a manner similar to the private sector. The University's discretely presented component units are presented in a separate column to enable the reader to distinguish between the University and these separate but related not-for-profit organizations.

CALIFORNIA STATE UNIVERSITY

Management's Discussion and Analysis

June 30, 2019

(Unaudited)

Statement of Net Position

The Statement of Net Position is the University's balance sheet. It presents information on all of the University's assets, deferred outflows of resources, liabilities, and deferred inflows of resources, with the difference between these four reported as net position (equity). Assets, deferred outflows of resources, liabilities, and deferred inflows of resources are generally reported at book value, except investments, which are reported at fair value. Over time, increases or decreases in net position may serve as a useful indicator of the financial position of the University. The University's net position is classified as net investment in capital assets, restricted or unrestricted.

Changes from one fiscal year to the next in total net position as presented on the Statement of Net Position are based on the activity presented on the Statement of Revenues, Expenses, and Changes in Net Position.

Statement of Revenues, Expenses and Changes in Net Position

The Statement of Revenues, Expenses, and Changes in Net Position is the University's income statement. Revenues earned and expenses incurred during the fiscal year on an accrual basis are classified as either operating or nonoperating. This distinction results in operating deficits, as the GASB Statement No. 35 reporting model requires classification of state appropriations, a significant revenue stream to fund current operations, as nonoperating revenue.

Statement of Cash Flows

The Statement of Cash Flows presents the changes in the University's cash and cash equivalents during the most recent fiscal year. This Statement is prepared using the direct method. The Statement breaks out the sources and uses of the University's cash and cash equivalents into four categories:

- Operating activities
- Noncapital financing activities
- Capital and related financing activities
- Investing activities

The University's routine activities appear in the operating and noncapital financing categories. Noncapital financing activities include borrowing money for purposes other than to acquire, construct, or improve capital assets and repaying those amounts borrowed, including interest. The proceeds from the issuance of Systemwide Revenue Bonds (SRB) that will be passed through to the discretely presented component units for capital purposes are reported as noncapital financing activities.

Capital and related financing sources include debt proceeds, state capital appropriations, capital grants and gifts, proceeds from sale of capital assets, and principal and interest payments received on capital leases. Within the capital and related financing activities, uses of funds consist of acquisition of capital assets, and debt repayments. Sales and purchases of investments are part of investing activities.

The Statement of Cash Flows for the discretely presented component units is not included in the University's financial statements.

CALIFORNIA STATE UNIVERSITY

Management's Discussion and Analysis

June 30, 2019

(Unaudited)

Financial Position

The Statement of Net Position presents the financial position of the University and its discretely presented component units. The major components of the Statement of Net Position include assets, deferred outflows of resources, liabilities, deferred inflows of resources, and net position. A condensed comparative Statements of Net Position follows:

	University		Discretely presented component units	
	2019	2018	2019	2018
	(In thousands)			
Assets:				
Current assets	\$ 4,076,294	3,788,535	1,585,507	1,559,753
Capital assets, net	9,538,377	9,056,572	912,577	833,650
Other noncurrent assets	2,017,426	1,915,548	2,487,979	2,358,674
Total assets	15,632,097	14,760,655	4,986,063	4,752,077
Deferred outflows of resources	2,456,788	3,752,587	32,520	37,782
Liabilities:				
Current liabilities	1,502,157	1,426,526	493,517	517,734
Noncurrent liabilities	28,279,755	29,756,004	1,034,713	1,014,903
Total liabilities	29,781,912	31,182,530	1,528,230	1,532,637
Deferred inflows of resources	2,888,140	1,504,986	52,189	45,034
Net position:				
Net investment in capital assets	3,438,964	3,485,290	295,177	259,778
Restricted:				
Nonexpendable	1,693	1,708	1,336,916	1,274,214
Expendable	194,812	135,223	1,146,945	1,025,148
Unrestricted	(18,216,636)	(17,796,495)	659,126	653,048
Total net position	\$ (14,581,167)	(14,174,274)	3,438,164	3,212,188

The University's net position decreased by \$406.89 million in 2019. The University adopted GASB Statement No. 75, *Accounting and Financial Reporting for Postemployment Benefits Other Than Pensions*, in 2018. This change in accounting policy in 2018 was the primary reason for the deficit in the unrestricted net position. Despite the deficit, the University's current ratio, which measures its ability to pay-off short-term obligations, remains positive for both years at an average of 2.68.

CALIFORNIA STATE UNIVERSITY

Management's Discussion and Analysis

June 30, 2019

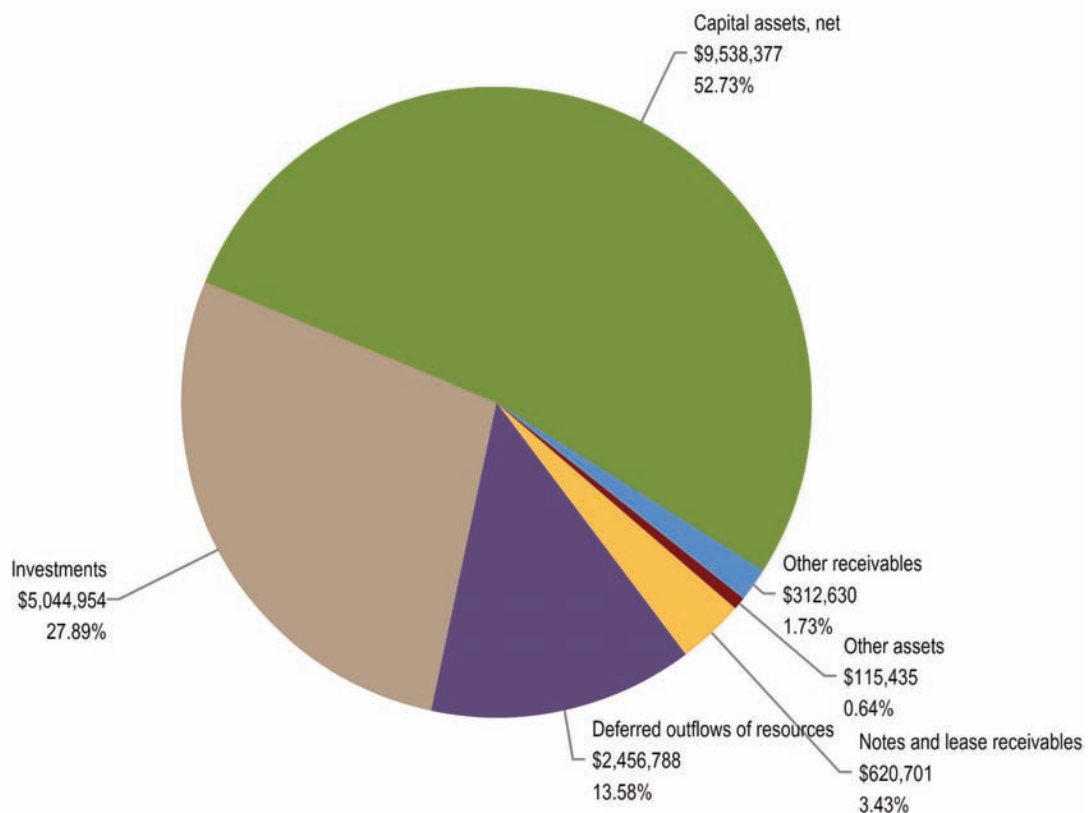
(Unaudited)

The University's Financial Position

Assets and Deferred Outflows of Resources

Total assets increased from \$14.76 billion in 2018 to \$15.63 billion in 2019. Deferred outflows of resources decreased from \$3.75 billion in 2018 to \$2.46 billion in 2019.

Assets and Deferred Outflows of Resources
(In thousands)



Current and other noncurrent assets of the University are assets that are not capital assets and are used to meet current and noncurrent obligations. These assets consist of cash and cash equivalents, restricted cash and cash equivalents, investments, accounts receivable, notes receivable, capital leases receivable, student loans receivable, pledges receivable, prepaid expenses, and other assets.

CALIFORNIA STATE UNIVERSITY

Management's Discussion and Analysis

June 30, 2019

(Unaudited)

Capital Assets, Net

The University's capital assets, net of accumulated depreciation and amortization, represents the largest portion of total assets. The University's net capital assets are as follows:

	2019	2018
	(In thousands)	
Land and land improvements	\$ 281,916	273,340
Buildings and building improvements	6,861,632	6,468,331
Improvements other than buildings	213,164	211,300
Infrastructure	658,566	648,478
Equipment	228,913	232,830
Library books and materials	29,578	30,877
Works of art and historical treasures	50,100	47,231
Intangible assets	57,870	59,928
Construction work in progress	1,156,638	1,084,257
Total	<u>\$ 9,538,377</u>	<u>9,056,572</u>

The University continues to expand its campuses and renovate existing facilities to meet the needs of its students, faculty, and staff. The capital spending includes constructing and renovating academic buildings, student union and recreation centers, and housing facilities. Major projects in 2019 included the Dominguez Hills Center for Science and Innovation, the Long Beach Student Success Center/Peterson Hall 2 renovation, the Los Angeles Student Housing East and Parking Structure E, the Monterey Bay Academic Building III and Student Union, the Pomona Student Housing Replacement, the San Bernardino College of Extended Learning expansion, and the San Jose Student Recreation and Aquatics Center.

Investments

The University invests its funds mainly in the Liquidity Portfolio (Systemwide Investment Fund Trust or SWIFT), and the Total Return Portfolio (TRP), collectively referred herein as CSU Consolidated Investment Pool. The purpose of the Liquidity Portfolio is to provide sufficient and immediate liquidity to meet the operating needs of the University. The investment objective for TRP is to achieve prudent return within a moderate risk level. In addition, funds are invested in Surplus Money Investment Fund (SMIF), which is managed and invested by the State Treasurer in a short-term pool. The proceeds from the sale of Systemwide Revenue Bonds (SRB) are held by the State and invested in SMIF, as required by state law. The investment balances are as follows:

	2019	Percentage of total	2018	Percentage of total
	(In thousands)		(In thousands)	
Liquidity Portfolio	\$ 3,655,041	72.45%	\$ 3,780,477	80.13%
Total Return Portfolio	559,192	11.08	126,033	2.67
State's Surplus Money Investment Fund	830,721	16.47	811,514	17.20
Total	<u>\$ 5,044,954</u>	<u>100.00%</u>	<u>\$ 4,718,024</u>	<u>100.00%</u>

CALIFORNIA STATE UNIVERSITY

Management's Discussion and Analysis

June 30, 2019

(Unaudited)

Investments increased from \$4.72 billion in 2018 to \$5.04 billion in 2019. Investments increased due to proceeds from issuance of SRB Series 2018A/B and Bond Anticipation Notes (BAN), investment gains/earnings, and increase in operating resources provided by the State through noncapital appropriations. This is offset by capital project spending and debt service payments.

Notes Receivable

The University has a program utilizing discretely presented component units to support a broad range of functions. In certain cases, the discretely presented component units are involved in the financing of campus facilities as well as off-campus facilities serving the needs of the campus. These facilities are mostly financed by SRB using either lease or loan arrangements.

In the loan arrangement, facilities are financed or refinanced by a loan of SRB proceeds from the University to the discretely presented component units pursuant to a loan agreement. Under the terms of the loan agreement, in return for the loan from the University, the component unit agrees to acquire, construct and/or maintain the facility and repay the loan to the University. The outstanding loan balance is carried by the University as notes receivable. Notes receivable from discretely presented component units increased from \$376.75 million in 2018 to \$400.38 million in 2019. The increase of \$23.63 million is due mainly to the new loan agreements for construction of facilities on the University amounting to \$90.28 million, net of current year collections of \$66.65 million.

Deferred Outflows of Resources

Deferred outflows of resources are consumption of assets that are applicable to a future reporting period, which has a positive effect on the net position. Deferred outflows of resources consist of the following transactions:

- *Pension* - Increases in the net pension liability that are not recognized as pension expenses for the reporting period are reported as deferred outflows of resources. This includes the difference between expected and actual experience with regard to economic or demographic factors used by an actuary to determine total pension liability; and increases in the University's proportionate share of net pension liability, which are recognized as pension expenses over the average of the expected remaining service lives of participating employees. A deferred outflow of resources is also reported when projected earnings on pension plan investments exceed actual earnings, with the net difference amortized to pension expense over a five-year period beginning in the current period. The employer contributions subsequent to measurement date are recognized as deferred outflows of resources related to pensions and reduction of net pension liability in the following year.
- *Other Postemployment Benefits (OPEB)* - The employer contributions subsequent to measurement date are recognized as deferred outflows of resources and a reduction of total OPEB liability in the following year.
- *Loss on Debt Refunding* - The defeasance of previously outstanding systemwide revenue bonds results in deferring refunding losses. These deferred losses are recognized as a component of interest over the remaining life of the old debt or the life of the new debt, whichever is shorter.

Deferred outflows of resources decreased by \$1.30 billion from \$3.75 billion in 2018 to \$2.46 billion in 2019. This is mainly due to the decrease in deferred outflows related to net pension liability. In 2018, the University recognized a one-time supplemental pension contribution of \$876.84 million which was applied against net pension liability in 2019. In addition, there was an amortization of \$467.55 million for deferred outflows of resources related to net pension liability.

CALIFORNIA STATE UNIVERSITY

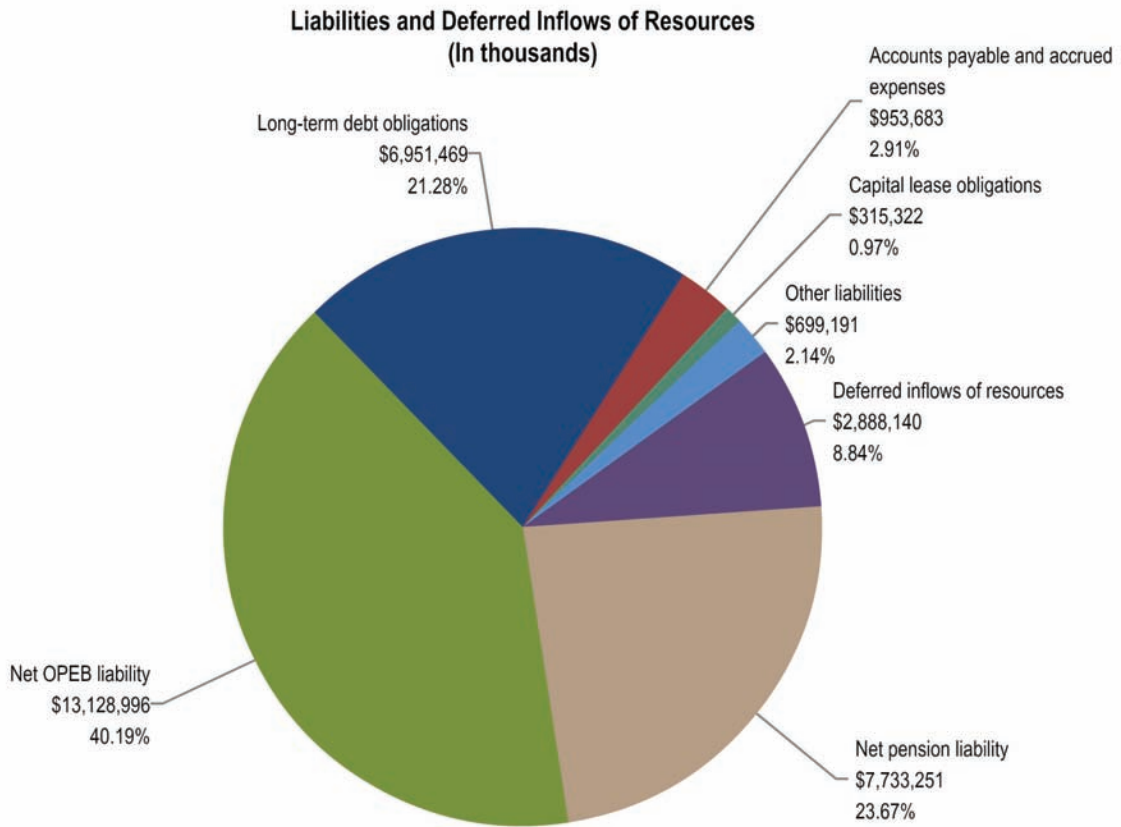
Management's Discussion and Analysis

June 30, 2019

(Unaudited)

Liabilities and Deferred Inflows of Resources

Total liabilities of \$29.78 billion represent a decrease of \$1.40 billion compared to \$31.18 billion in 2018. Deferred inflows of resources increased from \$1.50 billion in 2018 to \$2.89 billion in 2019.



Current liabilities (liabilities due within one year) and noncurrent liabilities (liabilities due in more than one year) include major components such as net pension liability, long-term debt obligations, accounts payable and accrued expenses, total OPEB liability, capital lease obligations, and other liabilities.

CALIFORNIA STATE UNIVERSITY

Management's Discussion and Analysis

June 30, 2019

(Unaudited)

Total OPEB Liability

The State has a Retiree Health Benefits Program with CalPERS as an agent multiple-employer defined-benefit plan and CalPERS functions as the investment and administrative agent for its members. The University, as a state agency, participates in the State's Retiree Health Benefits Program.

The University implemented the accounting standard for other postemployment benefits in 2018 which requires recognition of the total OPEB liability. The ending total OPEB liability, recognized as a result of the implementation of GASB Statement No. 75, was \$13.13 billion. The OPEB benefits are funded on a pay-as-you-go basis as eligible participants retire and receive those benefits.

The total OPEB liability decreased from \$13.92 billion as of June 30, 2018 to \$13.13 billion as of June 30, 2019. The key factors contributing to this decrease include (a) favorable healthcare claims experience resulting in lower average per member claim cost, (b) change in trend rates, (c) update on pension related assumptions based on the December 2017 experience study, and (d) higher discount rate from 3.56% to 3.62%.

Net Pension Liability

The State's pension plans with CalPERS are agent multiple-employer defined-benefit pension plans and CalPERS functions as the investment and administrative agent for its members. The University, as a state agency, participates in the State's pension plans. The plans act as cost-sharing, multiple-employer defined-benefit pension plans for the University. The University's share in the net pension liability, which is actuarially determined, is based on its proportionate share in the total pensionable compensation of all the participating state agencies for the measurement period.

The net pension liability decreased from \$8.90 billion in 2018 to \$7.73 billion in 2019. The \$1.17 billion decrease is primarily due to the favorable impact of stronger than expected net investment returns on the pension plan assets of \$1.43 billion. Furthermore, the contributions both by the University and its employees of \$1.95 billion reduced the net pension liability. Changes in assumptions reduced the net pension liability by \$332.25 million, offset by \$2.54 billion additional pension liability which included the impact of service costs, interest and unfavorable experience compared to the expected.

Long-Term Debt Obligations

The University's capital assets are financed using the State's capital appropriations, SRB, leases, and reserves. BANs provide short-term financing for capital assets during the construction period. The University's total long-term debt obligations increased by \$500.80 million in 2019. The University's long-term debt obligations are summarized as follows:

CALIFORNIA STATE UNIVERSITY

Management's Discussion and Analysis

June 30, 2019

(Unaudited)

	2019	2018
	(In thousands)	
Systemwide revenue bonds	\$ 6,211,333	5,692,563
Bond anticipation notes	109,659	169,205
Other long-term debt obligations	10,046	12,813
Total	6,331,038	5,874,581
Unamortized net bond premium	620,431	576,084
Total long-term debt obligations	6,951,469	6,450,665
Less current portion	(171,813)	(144,174)
Long-term debt obligations, net of current portion	\$ 6,779,656	6,306,491

- *Systemwide Revenue Bonds*

The University's SRB program issues revenue bonds to finance housing, parking, health centers, student body centers, continuing education facilities, and other special projects related to the educational mission of the University. The following revenues have been pledged as a security for outstanding SRB: student tuition fees, student housing fees, student body center fees, parking fees, health center facility fees, and fees from the continuing education program, as well as payments from various auxiliary organizations and special purpose government entities.

Moody's Investors Service currently provides an intrinsic rating of Aa2, with a stable outlook, for the SRB. Standard & Poor's Ratings Services currently provides an intrinsic rating of AA-, with a stable outlook, for the SRB. All maturities in SRB Series 2007B, and 2007C are insured. Since the middle of fiscal year 2008, some providers of insurance for SRB have been downgraded to ratings below Aaa/AAA. Those bonds that are uninsured bear the intrinsic ratings of the SRB, which are Aa2 from the Moody's Investors Service and AA- from the Standard & Poor's Ratings Services.

The long-term debt obligations related to SRB increased by \$518.77 million due to issuance of Series 2018A/B with proceeds amounting to \$663.69 million offset by \$144.92 million of combined payments and refunding of SRB Series 2008A.

- *Bond Anticipation Notes*

BANs are used as short-term financing to acquire and construct capital assets. The BAN payable decreased by \$59.55 million from a prior year's ending balance of \$169.21 million, based on additional BANs amounting to \$111.20 million, offset by redemption of \$170.75 million using proceeds from sale of SRB Series 2018 A/B and campus revenue.

- *State General Obligation Bonds*

The State's GO Bond program has provided capital funding for various projects of the University. The debt related to these projects is not allocated to the University by the State and is not recorded in the University's financial statements. The total GO Bonds carried by the State related to University projects decreased from \$2.24 billion in 2018 to \$2.14 billion in 2019. As a result of the enactment of Education Code Section 89770, the University's share continues to decrease as bonds are paid by the State with no new debt issued for capital facilities.

CALIFORNIA STATE UNIVERSITY

Management's Discussion and Analysis

June 30, 2019

(Unaudited)

Deferred Inflows of Resources

Deferred inflows of resources are related to certain changes in net pension liability and total OPEB liabilities. Deferred inflows of resources increased by \$1.39 billion from \$1.50 billion in 2018 to \$2.89 billion in 2019. This is mainly due to changes in the actuarial OPEB assumptions and the favorable healthcare claims experience as the member claims cost is lower than assumed.

Net Position

Net position may serve over time as a useful indicator of the University's financial position. Net position represents the residual interest in the University's assets and deferred outflows of resources after all liabilities and deferred inflows of resources are deducted.

Net position by category is as follows:

	2019	2018
	(In thousands)	
Net investment in capital assets	\$ 3,438,964	3,485,290
Restricted:		
Nonexpendable	1,693	1,708
Expendable	194,812	135,223
Unrestricted	(18,216,636)	(17,796,495)
Total net position	\$ (14,581,167)	(14,174,274)

- *Net Investment in Capital Assets*

The net position category "Net investment in capital assets" represents the University's capital assets, net of accumulated depreciation and amortization, and also net of outstanding principal balances of debt attributable to the acquisition, construction, or improvement of those assets and any related deferred outflows of resources. The net investment in capital assets slightly decreased from \$3.49 billion in 2018 to \$3.44 billion in 2019.

- *Restricted*

Restricted net position has constraints on its use that are either externally imposed by creditors or imposed by law through constitutional provisions or enabling legislation. Enabling legislation authorizes a government to assess, levy, charge, or otherwise mandate payment of resources (from external resource providers) and includes a legally enforceable requirement that those resources be used only for specific purposes. Such restrictions are primarily related to endowments, scholarships and fellowships, research, loans, capital projects, and debt service funds. The restricted net position category consists of two subcategories: "Restricted nonexpendable" and "Restricted expendable".

- i. *Restricted Nonexpendable*

The restricted nonexpendable net position is made up of the permanent endowment funds, the corpus of which may not be expendable. The University's foundations, which are discretely presented component units, hold the significant majority of the University-related endowments.

- ii. *Restricted Expendable*

CALIFORNIA STATE UNIVERSITY

Management's Discussion and Analysis

June 30, 2019

(Unaudited)

Restricted expendable net position represents resources that are subject to external restrictions on how they may be used. Such restrictions are primarily related to scholarships and fellowships, research, loans, capital projects, and debt service funds. The restricted expendable net position increased due to spending for capital outlay projects and debt service payments.

- *Unrestricted*

The unrestricted net position represents all other net resources available to the University for general and educational obligations. Under U.S. generally accepted accounting principles, net position that is not subject to externally imposed restrictions governing their use must be classified as unrestricted for financial reporting purposes. Although unrestricted net position is not subject to externally imposed restrictions per accounting definitions, the predominant portions of the unrestricted net position are designated by statute for specific programs or projects related to certain revenue sources. The University, an agency of the State of California, considers statutory restrictions as internally imposed restrictions rather than externally imposed restrictions.

These resources are derived from fee collections and other activities that are designated for very specific purposes and are not to be repurposed and spent for other activities. For example, students pay fees, including housing, parking, and campus activities fees, all of which are to be used for specific designated purposes as described in the State of California Education Code. The University also has certain designated resources that represent amounts pledged to support the SRB program.

At June 30, 2019, unrestricted net position reflects a deficit of \$18.22 billion due primarily to the implementation of GASB Statement No. 68 (pension) during 2015, and the implementation of GASB Statement No. 75 (OPEB) in 2018. Unrestricted net position decreased \$420.14 million in 2019. These Statements require the University to record its share of the State's actuarially determined liabilities for pension and OPEB.

CALIFORNIA STATE UNIVERSITY

Management's Discussion and Analysis

June 30, 2019

(Unaudited)

Discretely Presented Component Units' Financial Position

In 2019, the discretely presented component units (DPCUs) managed \$4.99 billion of assets, representing 24.18% of the University's \$20.62 billion combined total assets. In 2018, \$4.75 billion of assets were managed by the discretely presented component units, representing 24.35% of the combined total assets.

The philanthropic activities of the University are managed mostly by the discretely presented component units. The restricted cash and cash equivalents, pledges receivables, and endowment investments increased from \$1.86 billion in 2018 to \$2.00 billion in 2019. This represents 9.71% and 9.53% of the combined total assets for 2019 and 2018, respectively.

The claims liability for losses and loss adjustment expenses decreased from of \$68.69 million in 2018 to \$60.45 million in 2019. These are mainly the liabilities from the California State University Risk Management Authority, a discretely presented component unit.

The restricted net position, expendable and nonexpendable, of the discretely presented component units was \$2.48 billion, representing 92.67% of the combined restricted net position in 2019. In 2018, the restricted net position of discretely presented component units was \$2.30 billion, representing 94.38% of the combined restricted net position.

The combined University and discretely presented component units' net position reflects a deficit of \$11.14 billion in 2019 when compared to \$10.96 billion deficit in 2018.

CALIFORNIA STATE UNIVERSITY

Management's Discussion and Analysis

June 30, 2019

(Unaudited)

Results of Operations

The Statement of Revenues, Expenses and Changes in Net Position represents the University's and its discretely presented component units' result of operations. Major components are operating revenues, operating expenses, and nonoperating revenues (expenses). A condensed comparative presentation of the results of operations follows:

	University		Discretely presented component units	
	2019	2018	2019	2018
	(In thousands)			
Operating revenues:				
Student tuition and fees, net	\$ 2,197,925	2,220,797	191,565	186,827
Grants and contracts, noncapital	79,131	77,792	596,454	569,289
Sales and services of educational activities	47,655	52,403	47,906	51,367
Sales and services of auxiliary enterprises, net	560,234	523,504	498,896	511,877
Other operating revenues	254,648	229,550	256,013	242,584
Total operating revenues	3,139,593	3,104,046	1,590,834	1,561,944
Operating expenses	9,683,523	9,726,004	1,784,670	1,768,584
Operating loss	(6,543,930)	(6,621,958)	(193,836)	(206,640)
Nonoperating revenues (expenses):				
State appropriations, noncapital	4,102,570	4,486,584	—	—
Financial aid grants, noncapital	1,980,562	1,928,555	2,746	3,285
Grants and gifts, noncapital	59,029	65,411	189,943	194,827
Investment income, net	204,813	67,351	66,692	64,081
Endowment income, net	20	—	59,479	69,622
Interest expense	(259,621)	(224,909)	(23,033)	(21,343)
Other nonoperating expenses	(45,449)	(64,009)	(7,667)	(37,347)
Net nonoperating revenues	6,041,924	6,258,983	288,160	273,125
Income (loss) before other revenues (expenses)	(502,006)	(362,975)	94,324	66,485
State appropriations, capital	34,972	—	—	—
Grants and gifts, capital	60,141	73,953	31,413	13,643
Additions to permanent endowments	—	—	100,239	96,080
Change in net position	(406,893)	(289,022)	225,976	176,208
Net position – beginning of year	(14,174,274)	(13,885,252)	3,212,188	3,035,980
Net position – end of year	\$ (14,581,167)	(14,174,274)	3,438,164	3,212,188

CALIFORNIA STATE UNIVERSITY

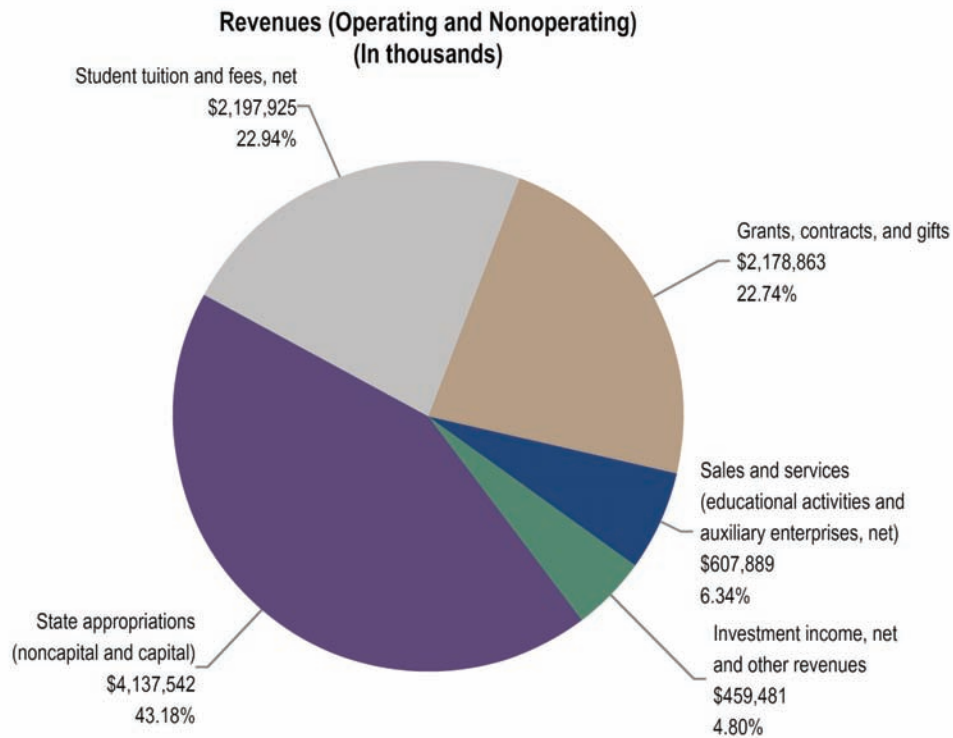
Management's Discussion and Analysis

June 30, 2019

(Unaudited)

Revenues (Operating and Nonoperating)

The University's two largest sources of revenues are state appropriations and student tuition and fees, net, which accounted for a combined 66.12% and 68.96% of total revenues in 2019 and 2018, respectively. State appropriations are received for both noncapital and capital purposes.



The University's total revenues consisted of the following:

	2019	Percentage of total	2018	Percentage of total
	(In thousands)		(In thousands)	
State appropriations (noncapital and capital)	\$ 4,137,542	43.18%	\$ 4,486,584	46.13%
Student tuition and fees, net	2,197,925	22.94	2,220,797	22.83
Grants, contracts, and gifts	2,178,863	22.74	2,145,711	22.06
Sales and services (educational activities and auxiliary enterprises), net	607,889	6.34	575,907	5.92
Investment income, net and other revenues	459,481	4.80	296,901	3.06
Total revenues (operating and nonoperating)	\$ 9,581,700	100.00%	\$ 9,725,900	100.00%

CALIFORNIA STATE UNIVERSITY

Management's Discussion and Analysis

June 30, 2019

(Unaudited)

State Appropriations (Noncapital and Capital)

The University's state appropriations (noncapital and capital) consisted of the following:

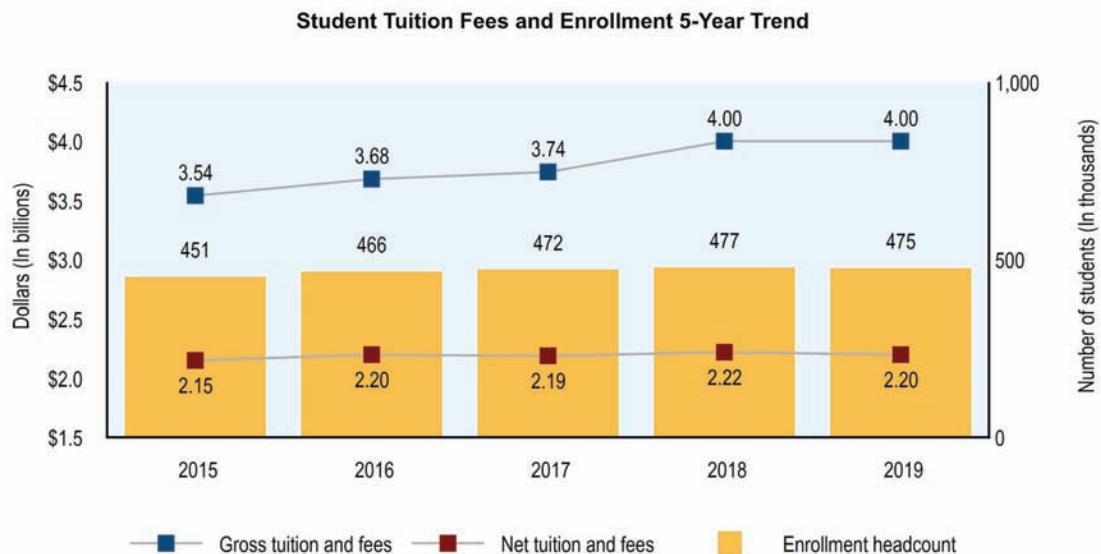
	2019	2018
	(In thousands)	
State appropriations, general fund	\$ 3,776,457	3,451,874
State's contribution on behalf of the University for pension benefits	—	720,559
State's contribution on behalf of the University for OPEB	326,113	314,151
Total state appropriations, noncapital	4,102,570	4,486,584
State appropriations, capital	34,972	—
Total state appropriations (noncapital and capital)	\$ 4,137,542	4,486,584

The state general fund appropriations increased from \$3.45 billion in 2018 to \$3.78 billion in 2019. The increase of \$324.58 million was to augment funding for the graduation initiative 2025, employee compensation, SPWB capital lease obligations debt service, mandatory cost increases, and other miscellaneous support.

In 2018, the State, on behalf of the University, had a one-time supplemental pension contribution amounting to \$720.56 million to help reduce the net pension liability in accordance with Government Code Section 20825. No similar contributions were made in 2019.

Student Tuition and Fees, Net

The student tuition and fees (before scholarship allowances) remained consistent with prior year at \$4 billion. The following chart displays the five-year trend between enrollment headcount and student tuition and fees:



CALIFORNIA STATE UNIVERSITY

Management's Discussion and Analysis

June 30, 2019

(Unaudited)

The gross student tuition fees revenue reflects an increasing trend over the last five years. This is mainly driven by student enrollment growth in the last five years. In addition to student enrollment growth, the increase in tuition rates effective in academic year 2017-2018 resulted in the upward trend in 2018.

The University offers eligible students fee waivers and institutional grants to be applied against student tuition and fees. This is in addition to federal agencies, state agencies, and nongovernmental grantor's student financial aid grants. Collectively, these are referred to as scholarship allowance; an offset to the gross student tuition and fees. The increasing gap between the gross and net student tuition and fees reflects growth in the waivers and financial aid grants made available to students. In 2019 and 2018, approximately half of the student tuition and fees were paid through waivers and financial aid grants, as shown in the table below.

	2019	2018
	(In thousands)	
Gross student tuition and fees	\$ 3,998,779	3,993,233
Less: Institutional grants	(802,370)	(783,690)
Less: Financial aid grants	(998,484)	(988,746)
Net student tuition and fees	\$ 2,197,925	2,220,797

Sales and Services (Educational Activities and Auxiliary Enterprise)

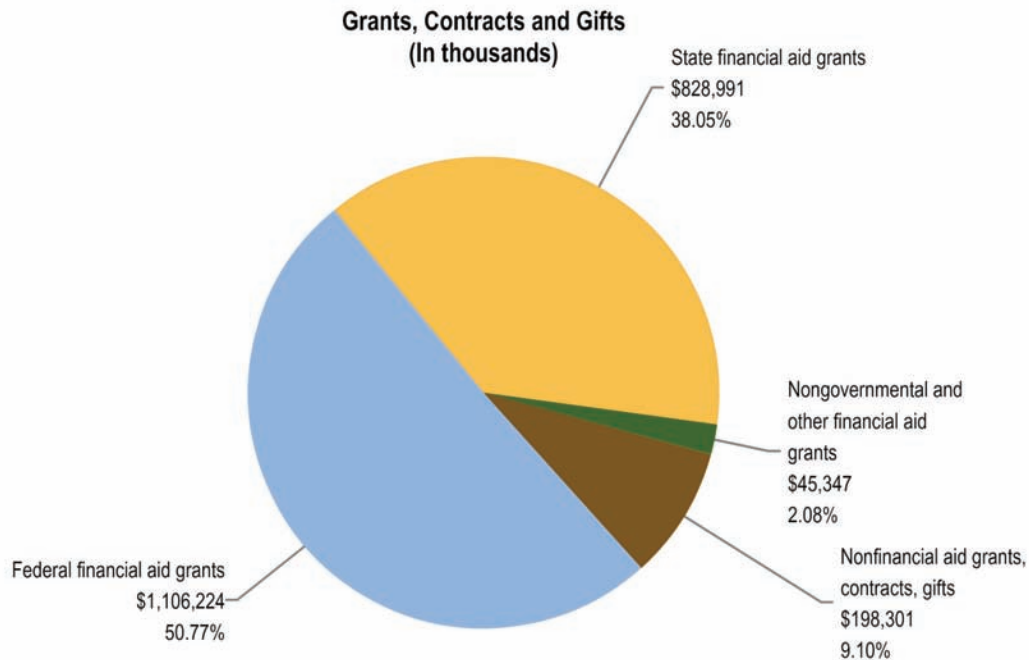
Sales and services of educational activities include revenues related incidentally to the conduct of instruction, research, and public service, and revenues for activities that exist to provide instructional and laboratory experience for students and that incidentally create goods and services that may be sold to faculty, students, staff, and the general public. Net revenues from sales and services of educational activities amounted to \$47.66 million, a decrease from \$52.40 million in 2018.

Auxiliary enterprises exist predominantly to furnish goods or services to students, faculty, or staff, for a fee. Net revenues from sales and services of auxiliary enterprises, which are primarily for student housing and parking, amounted to \$560.23 million, which is a \$36.73 million increase when compared to 2018. The increase is due mainly to new student housing facilities which operated for the first time in 2019 and increases in housing occupancy, space rentals, and parking permits issued to students, faculty, and employees.

Grants, Contracts and Gifts

Grants, contracts and gifts revenues are derived substantially from the student financial aid grants from federal agencies, state agencies, and nongovernmental grantors. Major federal financial aid grants came from the Pell Grant, Supplemental Educational Opportunity Grant, and College Work Study. Major state financial aid grants came from Cal Grants and Middle Class Scholarship.

CALIFORNIA STATE UNIVERSITY
Management's Discussion and Analysis
June 30, 2019
(Unaudited)



Student financial aid grants of \$1.98 billion represent 90.90% of the University's total grants, contracts, and gifts revenues of \$2.18 billion for 2019. Federal and state agencies contributed \$1.94 billion in 2019 and \$1.89 billion in 2018. The financial aid increases are due to more eligible students and higher aid per student.

The remainder of the grants, contracts and gifts include non-financial aid grants, contracts, changes to permanent endowments, and gifts (capital and noncapital), which amounted to \$198.30 million, or 9.10%, of total grants, contracts, and gifts. Further, gifts received from discretely presented component units amounted to \$75.54 million.

Investment and Endowment Income, Net

Investment and endowment income for 2019 is \$204.83 million, which is \$137.48 million higher when compared to the prior year. This is mainly attributable to favorable market conditions in 2019.

Expenses (Operating and Nonoperating)

The University's total expenses of \$9.99 billion is comprised of operating expenses of \$9.68 billion, or 96.95%, and nonoperating expenses of \$305.07 million, or 3.05%.

Operating Expenses

When the mission-critical educational support activities of student services, academic support, student grants and scholarships, public service, and research are added to direct classroom instruction, the total instruction and educational support activities account for 70.31% and 70.60% of the 2019 and 2018 total operating expenses of the University, respectively.

CALIFORNIA STATE UNIVERSITY

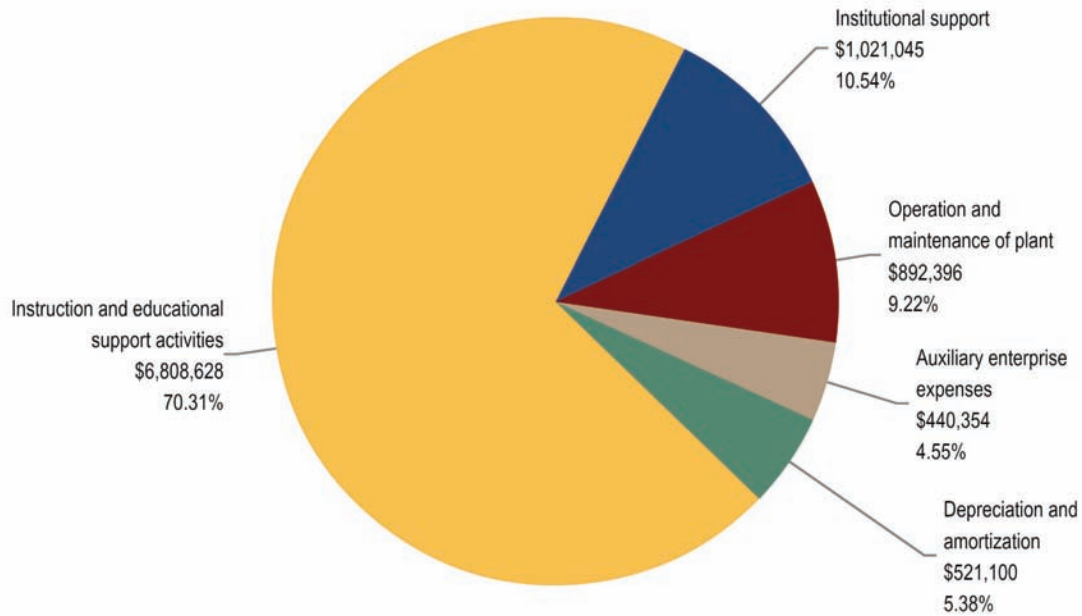
Management's Discussion and Analysis

June 30, 2019

(Unaudited)

	2019	Percentage of total	2018	Percentage of total
	(In thousands)		(In thousands)	
Instruction	\$ 3,614,639	37.33%	\$ 3,767,929	38.74%
Research	80,580	0.83	71,377	0.74
Public service	71,870	0.74	61,543	0.63
Academic support	1,042,756	10.77	982,493	10.10
Student services	1,083,497	11.19	1,091,912	11.23
Student grants and scholarships	915,286	9.45	891,169	9.16
Total instruction and educational support activities	6,808,628	70.31	6,866,423	70.60
Institutional support	1,021,045	10.54	1,045,903	10.75
Operation and maintenance of plant	892,396	9.22	861,988	8.86
Auxiliary enterprise expenses	440,354	4.55	449,959	4.63
Depreciation and amortization	521,100	5.38	501,731	5.16
Total operating expenses	\$ 9,683,523	100.00%	\$ 9,726,004	100.00%

**Operating Expenses
(In thousands)**



CALIFORNIA STATE UNIVERSITY

Management's Discussion and Analysis

June 30, 2019

(Unaudited)

- *Salaries*

The University's salaries increased from \$3.61 billion in 2018 to \$3.72 billion in 2019. The increase is due mainly to employee salary rate increases during the year and higher employee headcount. The majority of the increase in salaries are in instruction and education support of \$79.97 million, in institutional support of \$19.94 million, and in operation and maintenance of plant of \$17.22 million.

- *Benefits*

The University's benefits decreased from \$3.19 billion in 2018 to \$2.91 billion in 2019. The majority of the decrease in benefits are in instruction and educational support \$179.43 million, in institutional support of \$53.12 million, and in operation and maintenance of plant of \$28.27 million. The overall decrease was related to changes in OPEB and pension expenses.

The OPEB expense decreased by \$268.66 million in 2019, due mainly to the smoothing effect of the changes in the assumptions and differences between actual and expected experience. The pension related benefits expense decreased by \$100.82 million in 2019, due mainly to higher earnings from the pension plan investments, and favorable changes in assumptions which offset the increase in the service costs, interest on net pension liability, and other related costs. The other benefits expense increased by \$87.66 million due to increase in benefits rates and employee headcount.

- *Scholarships and Fellowships*

The scholarship and fellowships, which represent financial aid directly paid to students, increased from \$891.17 million in 2018 to \$915.29 million in 2019. The increase is mainly due to an increased number of students eligible for financial aid.

- *Supplies and Other Services*

The University's supplies and other services increased from \$1.53 billion in 2018 to \$1.61 billion in 2019. The increase of \$81.02 million is mainly comprised of \$17.55 million for instruction and educational support, \$8.32 million for institutional support, \$41.46 million for operation and maintenance of plant, and \$13.69 million for auxiliary enterprise.

Discretely Presented Component Units' Results of Operations

The discretely presented component units managed \$2.04 billion of revenues, representing 17.56% of the University's \$11.62 billion combined total revenues. This is higher compared to the 17.08% in prior year due to increase grants, gifts and contracts.

The discretely presented component units managed \$820.56 million grants contracts, and gifts revenues, representing 27.36% of the \$3 billion combined total. Discretely presented component units fund many student co-curricular activities, administer research programs, raise funds, operate student unions, offer recreational programs, coordinate commercial enterprises, and develop public-private partnerships on behalf of the University.

CALIFORNIA STATE UNIVERSITY

Management's Discussion and Analysis

June 30, 2019

(Unaudited)

Factors Impacting Future Periods

University Support Budget Plan for Fiscal year 2019-2020

The University's \$7.15 billion total operating budget for fiscal year 2019-2020 is funded primarily from two sources: \$3.98 billion from State general fund appropriations and \$3.17 billion of tuition and fee revenues.

The fiscal year 2019-2020 budget includes an augmentation of \$379.07 million for the following:

- \$45 million for the Graduation Initiative 2025
- \$131.16 million for enrollment funding
- \$147.83 million for employee compensation
- \$131.16 million for increased enrollment
- \$9.80 million for facilities and infrastructure projects
- \$42.27 million for mandatory cost increases (e.g., health benefits, operations and maintenance of new facilities)
- \$3 million for other programs

Subsequent Events

The following information describes significant events that occurred subsequent to June 30, 2019, but prior to the date of the auditors' report.

- *SRB Issuance*

In August 2019, the University issued \$449.43 million of SRB Series 2019A (Tax Exempt) and \$81.34 million of SRB Series 2019B (Taxable). The new bonds were issued to fund various capital projects, redeem maturing BANs, refund outstanding SRB Series 2010A bonds.

- *BAN Issuance*

In September 2019, the University issued \$43.26 million of BANs for the San Diego State University Aztec Recreation Center expansion.

In October 2019, \$43.35 million of BANs were issued for the Long Beach Housing expansion - Parkside North project and \$30 million for the San Jose State University South Campus Parking Structure and Sports Field Facility Project.

In November 2019, the University issued \$98.30 million of BANs for the Capital Outlay Program and Five-Year Facilities Renewal and Improvement Plan.

BASIC FINANCIAL STATEMENTS



CALIFORNIA STATE UNIVERSITY

Statement of Net Position

June 30, 2019

(In thousands)

	University	Discretely presented component units	Total
Assets			
Current assets:			
Cash and cash equivalents	\$ 17,492	263,232	280,724
Short-term investments	3,765,526	799,035	4,564,561
Accounts receivable, net	196,894	270,150	467,044
Capital lease receivable, current portion	11,868	1,914	13,782
Notes receivable, current portion	13,057	109,772	122,829
Pledges receivable, net	2,000	99,217	101,217
Prepaid expenses and other current assets	69,457	42,187	111,644
Total current assets	4,076,294	1,585,507	5,661,801
Noncurrent assets:			
Restricted cash and cash equivalents	103	55,798	55,901
Accounts receivable, net	54,245	18,990	73,235
Capital lease receivable, net of current portion	208,216	59,361	267,577
Notes receivable, net of current portion	387,560	20,827	408,387
Student loans receivable, net	59,491	385	59,876
Pledges receivable, net	—	124,274	124,274
Endowment investments	1,693	1,722,462	1,724,155
Other long-term investments	1,277,735	446,270	1,724,005
Capital assets, net	9,538,377	912,577	10,450,954
Other assets	28,383	39,612	67,995
Total noncurrent assets	11,555,803	3,400,556	14,956,359
Total assets	15,632,097	4,986,063	20,618,160
Deferred Outflows of Resources			
Deferred outflows of resources	2,456,788	32,520	2,489,308
Liabilities			
Current liabilities:			
Accounts payable	292,087	112,912	404,999
Accrued salaries and benefits	421,634	31,675	453,309
Accrued compensated absences, current portion	127,417	15,310	142,727
Unearned revenues	321,194	92,184	413,378
Capital lease obligations, current portion	20,108	11,944	32,052
Long-term debt obligations, current portion	171,813	125,217	297,030
Claims liability for losses and loss adjustment expenses, current portion	—	16,466	16,466
Depository accounts	10,238	14,835	25,073
Other liabilities	137,666	72,974	210,640
Total current liabilities	1,502,157	493,517	1,995,674

CALIFORNIA STATE UNIVERSITY

Statement of Net Position

June 30, 2019

(In thousands)

	University	Discretely presented component units	Total
Noncurrent liabilities:			
Accrued compensated absences, net of current portion	\$ 112,545	6,065	118,610
Unearned revenues	8,048	18,333	26,381
Grants refundable	69,007	4,038	73,045
Capital lease obligations, net of current portion	295,214	226,301	521,515
Long-term debt obligations, net of current portion	6,779,656	460,989	7,240,645
Claims liability for losses and loss adjustment expenses, net of current portion	—	43,980	43,980
Depository accounts	2,101	19,025	21,126
Total other postemployment benefits liability	13,128,996	119,708	13,248,704
Net pension liability	7,733,251	83,557	7,816,808
Other liabilities	150,937	52,717	203,654
Total noncurrent liabilities	28,279,755	1,034,713	29,314,468
Total liabilities	29,781,912	1,528,230	31,310,142

Deferred Inflows of Resources

Deferred inflows of resources	2,888,140	52,189	2,940,329
-------------------------------	-----------	--------	-----------

Net Position

Net position:

Net investment in capital assets	3,438,964	295,177	3,734,141
Restricted for:			
Nonexpendable – endowments	1,693	1,336,916	1,338,609
Expendable:			
Scholarships and fellowships	23,057	241,878	264,935
Research	110	26,323	26,433
Loans	20,715	2,853	23,568
Capital projects	93,460	123,457	216,917
Debt service	38,975	6,625	45,600
Others	18,495	745,809	764,304
Unrestricted	(18,216,636)	659,126	(17,557,510)
Total net position	\$ (14,581,167)	3,438,164	(11,143,003)

See accompanying notes to financial statements.

CALIFORNIA STATE UNIVERSITY

Statement of Revenues, Expenses, and Changes in Net Position

Year ended June 30, 2019

(in thousands)

	University	Discretely presented component units	Eliminations	Total
Revenues:				
Operating revenues:				
Student tuition and fees (net of University scholarship allowances of \$1,800,854)	\$ 2,197,925	191,565	(3,685)	2,385,805
Grants and contracts, noncapital:				
Federal	46,896	384,184	(144)	430,936
State	12,116	115,491	(367)	127,240
Local	3,996	24,129	(25)	28,100
Nongovernmental	16,123	72,650	(4,797)	83,976
Sales and services of educational activities	47,655	47,906	(299)	95,262
Sales and services of auxiliary enterprises (net of University scholarship allowances of \$114,846)	560,234	498,896	(3,256)	1,055,874
Other operating revenues	254,648	256,013	(8,555)	502,106
Total operating revenues	3,139,593	1,590,834	(21,128)	4,709,299
Expenses:				
Operating expenses:				
Instruction	3,614,639	134,551	(3,543)	3,745,647
Research	80,580	233,089	(673)	312,996
Public service	71,870	201,581	(37)	273,414
Academic support	1,042,756	100,315	(15,131)	1,127,940
Student services	1,083,497	188,006	(12,311)	1,259,192
Institutional support	1,021,045	246,939	(20,612)	1,247,372
Operation and maintenance of plant	892,396	47,515	(5,223)	934,688
Student grants and scholarships	915,286	92,095	(40,579)	966,802
Auxiliary enterprise expenses	440,354	486,536	(6,940)	919,950
Depreciation and amortization	521,100	54,043	—	575,143
Total operating expenses	9,683,523	1,784,670	(105,049)	11,363,144
Operating loss	(6,543,930)	(193,836)	83,921	(6,653,845)

CALIFORNIA STATE UNIVERSITY

Statement of Revenues, Expenses, and Changes in Net Position

Year ended June 30, 2019

(in thousands)

	<u>University</u>	<u>Discretely presented component units</u>	<u>Eliminations</u>	<u>Total</u>
Nonoperating revenues (expenses):				
State appropriations, noncapital	\$ 4,102,570	—	—	4,102,570
Federal financial aid grants, noncapital	1,106,224	1,181	—	1,107,405
State financial aid grants, noncapital	828,991	1,347	(1)	830,337
Local financial aid grants, noncapital	—	36	—	36
Nongovernmental and other financial aid grants, noncapital	45,347	182	(24,355)	21,174
Other federal nonoperating grants, noncapital	4,026	—	—	4,026
Gifts, noncapital	55,003	189,943	(48,877)	196,069
Investment income, net	204,813	66,692	—	271,505
Endowment income, net	20	59,479	—	59,499
Interest expense	(259,621)	(23,033)	—	(282,654)
Other nonoperating expenses	(45,449)	(7,667)	15,976	(37,140)
Net nonoperating revenues	<u>6,041,924</u>	<u>288,160</u>	<u>(57,257)</u>	<u>6,272,827</u>
Income (loss) before other revenues	<u>(502,006)</u>	<u>94,324</u>	<u>26,664</u>	<u>(381,018)</u>
 State appropriations, capital	 34,972	 —	 —	 34,972
Grants and gifts, capital	60,141	31,413	(26,664)	64,890
Additions to permanent endowments	—	100,239	—	100,239
Increase (decrease) in net position	<u>(406,893)</u>	<u>225,976</u>	<u>—</u>	<u>(180,917)</u>
 Net position:				
Net position at beginning of year	<u>(14,174,274)</u>	<u>3,212,188</u>	<u>—</u>	<u>(10,962,086)</u>
Net position at end of year	<u>\$ (14,581,167)</u>	<u>3,438,164</u>	<u>—</u>	<u>(11,143,003)</u>

See accompanying notes to financial statements.

CALIFORNIA STATE UNIVERSITY

Statement of Cash Flows

Year ended June 30, 2019

(In thousands)

	University
Cash flows from operating activities:	
Student tuition and fees	\$ 2,186,027
Federal grants and contracts	44,091
State grants and contracts	6,659
Local grants and contracts	3,666
Nongovernmental grants and contracts	15,984
Payments to suppliers	(1,610,979)
Payments to employees	(3,692,890)
Payments for benefits	(1,838,672)
Payments to students	(918,947)
Collections of student loans	4,090
Sales and services of educational activities	46,779
Sales and services of auxiliary enterprises	554,746
Other receipts	229,591
Net cash used in operating activities	<u>(4,969,855)</u>
Cash flows from noncapital financing activities:	
State appropriations	3,775,647
Federal financial aid grants	1,103,570
State financial aid grants	830,127
Nongovernmental and other financial aid grants	45,379
Other federal nonoperating grants	4,024
Gifts and grants received for other than capital purposes	54,615
Federal loan program receipts	1,458,384
Federal loan program disbursements	(1,448,015)
Monies received on behalf of others	154,811
Monies disbursed on behalf of others	(157,657)
Transfers to escrow agent	(8,865)
Proceeds from long-term debt	89,815
Principal paid on long-term debt	(20,204)
Interest paid on long-term debt	(29,814)
Issuance of notes receivable	(90,276)
Principal collections on capital leases	5,486
Interest collections on capital leases	3,978
Principal collections on notes receivable	66,778
Interest collections on notes receivable	19,315
Other noncapital financing activities	<u>(39,587)</u>
Net cash provided by noncapital financing activities	<u>5,817,511</u>

CALIFORNIA STATE UNIVERSITY

Statement of Cash Flows

Year ended June 30, 2019

(In thousands)

	University
Cash flows from capital and related financing activities:	
Proceeds from capital debt	\$ 762,076
State appropriations	14,549
State appropriations – SPWB Lease Revenue Bond program	1,153
Capital grants and gifts	52,337
Proceeds from sale of capital assets	13,051
Acquisition of capital assets	(954,173)
Transfers to escrow agent	(1,654)
Principal paid on capital debt and leases	(307,107)
Interest paid on capital debt and leases	(278,257)
Principal collection on capital leases	3,908
Interest collection on capital leases	5,179
Net cash used in capital and related financing activities	<u>(688,938)</u>
Cash flows from investing activities:	
Proceeds from sales of investments	10,308,412
Purchases of investments	(10,573,282)
Investment income proceeds	120,924
Net cash used in investing activities	<u>(143,946)</u>
Net increase in cash and cash equivalents	14,772
Cash and cash equivalents at beginning of year	2,824
Cash and cash equivalents at end of year	<u><u>\$ 17,596</u></u>
Summary of cash and cash equivalents at end of year:	
Cash and cash equivalents	\$ 17,492
Restricted cash and cash equivalents	103
Total cash and cash equivalents at end of year	<u><u>\$ 17,595</u></u>

CALIFORNIA STATE UNIVERSITY

Statement of Cash Flows

Year ended June 30, 2019

(In thousands)

	<u>University</u>
Reconciliation of operating loss to net cash used in operating activities:	
Operating loss	\$ (6,543,930)
Adjustments to reconcile operating loss to net cash used in operating activities:	
Depreciation and amortization	521,100
Change in assets and liabilities:	
Accounts receivable, net	(25,365)
Student loans receivable, net	135
Pledges receivable, net	240
Prepaid expenses and other current assets	(3,375)
Other assets	(6,190)
Deferred outflows of resources	1,615,763
Accounts payable	13,516
Accrued salaries and benefits	26,225
Accrued compensated absences	13,968
Unearned revenues	(7,253)
Depository accounts	(4)
Total other postemployment benefits liability	(789,529)
Net pension liability	(1,166,711)
Other liabilities	(1,600)
Deferred inflows of resources	1,383,154
Net cash used in operating activities	<u>\$ (4,969,856)</u>
 Supplemental schedule of noncash transactions:	
State's contribution for OPEB	\$ 326,113
Notes receivable paid through long-term debt	89,670
Amortization of net bond premium	32,159
Acquisition of capital assets through capital lease	24,599
Change in accrued capital asset purchases	9,835
Contributed capital assets	7,825
Amortization of loss on debt refundings	6,147

See accompanying notes to financial statements.

NOTES TO FINANCIAL STATEMENTS



CALIFORNIA STATE UNIVERSITY

Notes to Financial Statements

June 30, 2019

(In thousands)

(1) Organization

California State University (the University) was established under the State of California Education Code as a public university to offer undergraduate and graduate instruction for professional and occupational goals emphasizing a broad liberal arts education. As an agency of the State of California (the State), the University is also included in the State's financial statements. Responsibility for the University is vested in the Trustees of California State University (the Trustees) who, in turn, appoint the Chancellor, who is the chief executive officer of the University, and the University presidents, who are the chief executive officers of the respective campuses. In addition to the Office of the Chancellor, the following 23 campuses comprise the California State University at June 30, 2019:

- California State University, Bakersfield
- California State University Channel Islands
- California State University, Chico
- California State University, Dominguez Hills
- California State University, East Bay
- California State University, Fresno
- California State University, Fullerton
- Humboldt State University
- California State University, Long Beach
- California State University, Los Angeles
- California State University Maritime Academy
- California State University, Monterey Bay
- California State University, Northridge
- California State Polytechnic University, Pomona
- California State University, Sacramento
- California State University, San Bernardino
- San Diego State University
- San Francisco State University
- San José State University
- California Polytechnic State University, San Luis Obispo
- California State University San Marcos
- Sonoma State University
- California State University, Stanislaus

CALIFORNIA STATE UNIVERSITY

Notes to Financial Statements

June 30, 2019

(In thousands)

The University provides instruction for baccalaureate, masters', doctorate, and certificate programs, and operates various auxiliary enterprises, such as student housing and parking facilities. In addition, the University administers a variety of financial aid programs that are funded primarily through state and federal programs.

(2) Summary of Significant Accounting Policies

(a) Financial Reporting Entity

In accordance with Governmental Accounting Standards Board (GASB) Statements No. 34, *Basic Financial Statements – and Management's Discussion and Analysis – for State and Local Governments*, and No. 35, *Basic Financial Statements – and Management's Discussion and Analysis – for Public Colleges and Universities – an amendment of GASB Statement No. 34*, the accompanying financial statements present the Statement of Net Position, Statement of Revenues, Expenses, and Changes in Net Position, and Statement of Cash Flows of the 23 campuses and the Office of the Chancellor of the University.

In addition, the accompanying financial statements include the accounts of the 90 discretely presented component units, which are primarily University-related recognized auxiliary organizations. These discretely presented component units are legally separate entities that provide services primarily to the University and its students. Recognized auxiliary organizations include foundations, associated students, student unions, auxiliary services, university corporations, and similar organizations. Foundations, whose net position comprises approximately 78.84% of the discretely presented component unit totals, carry out a variety of campus-related activities. Such activities consist primarily of administering grants from governmental and private agencies for research, as well as soliciting and accepting donations, gifts, and bequests for University-related use. Separate financial statements are issued for each of the discretely presented component units and may be obtained from the individual campuses.

The discretely presented component units are as follows:

- California State University, Bakersfield Foundation
- Associated Students, California State University, Bakersfield, Inc.
- California State University, Bakersfield Student Union
- California State University, Bakersfield, Auxiliary for Sponsored Programs Administration
- California State University Foundation
- California State University Institute
- California State University Risk Management Authority
- California State University, Channel Islands Foundation
- Associated Students of California State University Channel Islands, Inc.
- CI University Auxiliary Services, Inc.
- California State University Channel Islands Financing Authority
- California State University Channel Islands Site Authority
- Chico State Enterprises (formerly The CSU, Chico Research Foundation)
- The University Foundation, California State University, Chico

CALIFORNIA STATE UNIVERSITY

Notes to Financial Statements

June 30, 2019

(In thousands)

- Associated Students of California State University, Chico
- California State University, Dominguez Hills Foundation
- California State University, Dominguez Hills Philanthropic Foundation
- Associated Students, Inc., California State University, Dominguez Hills
- The Donald P. and Katherine B. Loker University Student Union, Inc., California State University, Dominguez Hills
- Cal State East Bay Educational Foundation, Inc.
- California State University, East Bay Foundation, Inc.
- Associated Students, Inc. of California State University, East Bay
- California State University, Fresno Foundation
- The Agricultural Foundation of California State University, Fresno
- The Bulldog Foundation (Fresno)
- Associated Students California State University, Fresno
- California State University, Fresno Athletic Corporation
- California State University, Fresno Association, Inc.
- Fresno State Programs for Children, Inc.
- Cal State Fullerton Philanthropic Foundation
- Associated Students, California State University, Fullerton, Inc.
- CSU Fullerton Auxiliary Services Corporation
- Humboldt State University Foundation
- Humboldt State University Sponsored Programs Foundation
- Associated Students of Humboldt State University
- Humboldt State University Center Board of Directors
- California State University, Long Beach Research Foundation
- CSULB 49er Foundation
- Associated Students, Inc., California State University, Long Beach
- Forty-Niner Shops, Inc. (Long Beach)
- California State University, Los Angeles Foundation
- Associated Students of California State University, Los Angeles, Inc.
- University-Student Union at California State University, Los Angeles

CALIFORNIA STATE UNIVERSITY

Notes to Financial Statements

June 30, 2019

(In thousands)

- Cal State L.A. University Auxiliary Services, Inc.
- California Maritime Academy Foundation, Inc.
- Associated Students of the California Maritime Academy
- Foundation of California State University, Monterey Bay
- University Corporation at Monterey Bay
- Otter Student Union at CSU Monterey Bay
- California State University, Northridge Foundation
- Associated Students, California State University, Northridge, Inc.
- University Student Union California State University, Northridge
- The University Corporation (Northridge)
- North Campus - University Park Development Corporation (Northridge)
- Cal Poly Pomona Foundation, Inc.
- Associated Students, Inc., California State Polytechnic University, Pomona
- The University Foundation at Sacramento State
- Associated Students of California State University, Sacramento
- University Union Operation of California State University, Sacramento
- University Enterprises, Inc. (Sacramento)
- Capital Public Radio, Inc. (Sacramento)
- CSUSB Philanthropic Foundation
- Associated Students, Incorporated, California State University, San Bernardino
- Santos Manuel Student Union of California State University, San Bernardino
- University Enterprises Corporation at CSUSB
- San Diego State University Research Foundation
- The Campanile Foundation (San Diego)
- Associated Students of San Diego State University
- Aztec Shops, Ltd. (San Diego)
- San Francisco State University Foundation
- Associated Students of San Francisco State University
- The University Corporation, San Francisco State
- San José State University Research Foundation

CALIFORNIA STATE UNIVERSITY

Notes to Financial Statements

June 30, 2019

(In thousands)

- Tower Foundation of San José State University
- Associated Students of San José State University
- The Student Union of San José State University
- Spartan Shops, Inc. (San José)
- California Polytechnic State University Foundation (San Luis Obispo)
- Associated Students, Inc., California Polytechnic State University, San Luis Obispo
- Cal Poly Corporation (San Luis Obispo)
- California State University San Marcos Foundation
- Associated Students, Inc. of California State University San Marcos
- California State University San Marcos Corporation
- Sonoma State University Foundation
- Associated Students of Sonoma State University
- Sonoma State Enterprises, Inc.
- California State University, Stanislaus Foundation
- Associated Students Incorporated of California State University, Stanislaus
- University Student Union of California State University, Stanislaus
- California State University, Stanislaus Auxiliary and Business Services

These component units are presented in the accompanying financial statements as discretely presented component units of the University due to the nature and significance of their relationship with the University. The relationships are such that exclusion of these organizations from the reporting entity would render the financial statements incomplete, primarily due to their close affiliation with the University. These organizations are discretely presented to allow the financial statement users to distinguish between the University and the component units. None of the component units are considered individually significant to the total discretely presented component units. All significant nonexchange transactions between the University and discretely presented component units have been eliminated from these financial statements.

The accompanying financial statements also include the Stockton Center Site Authority, and Fullerton Arboretum Authority, which are included as blended component units. These organizations primarily provide services to the University in the areas of asset management and student support. The University is financially accountable for these organizations.

(b) Basis of Presentation

The accompanying financial statements have been prepared using the economic resources measurement focus and the accrual basis of accounting in accordance with U.S. generally accepted accounting principles. Revenues are recorded when earned and expenses are recorded when a liability is incurred, regardless of the timing of related cash flows.

CALIFORNIA STATE UNIVERSITY

Notes to Financial Statements

June 30, 2019

(In thousands)

As a public institution, the University is considered a special-purpose government under the provisions of GASB Statements Nos. 34 and 35. The University records revenue in part from fees and other charges for services to external users and, accordingly, has chosen to present financial statements using the reporting model for special-purpose governments engaged in business-type activities. This model allows all financial information for the University to be reported in a single column in each of the financial statements, accompanied by aggregated financial information for the discretely presented component units, as discussed above. The effects of internal activities between funds or groups of funds have been eliminated from these financial statements.

(c) New Accounting Pronouncements

In January 2017, the GASB issued Statement No. 84, *Fiduciary Activities*, effective for the University's fiscal year beginning July 1, 2019. This Statement establishes criteria for identifying fiduciary activities of all state and local governments. Governments with activities meeting the criteria should present a statement of fiduciary net position and a statement of changes in fiduciary net position. This Statement describes four fiduciary funds that should be reported, if applicable: (1) pension (and other employee benefits) trust funds, (2) investment trust funds, (3) private-purpose trust funds and (4) custodial funds. Custodial funds generally should report fiduciary activities that are not held in a trust fund or equivalent arrangement that meets specific criteria. The University is evaluating the effect GASB Statement No. 84 will have on its financial statements.

In June 2017, the GASB issued Statement No. 87, *Leases*, effective for the University's fiscal year beginning July 1, 2020. This Statement requires the recognition of certain lease assets and liabilities for leases that previously were classified as operating leases. It establishes a single model for lease accounting based on the foundational principle that leases are financings of the right to use an underlying asset. Under this Statement, a lessee is required to recognize a lease liability and an intangible right-to-use lease asset, and a lessor is required to recognize a lease receivable and a deferred inflow of resources, thereby enhancing the relevance and consistency of information about governments' leasing activities. The University is evaluating the effect GASB Statement No. 87 will have on its financial statements.

In June 2018, the GASB issued Statement No. 89, *Accounting for Interest Cost Incurred before the End of a Construction Period*, effective for the University's fiscal year beginning July 1, 2020. This Statement requires that interest cost incurred before the end of the construction period be recognized as an expense in the period in which the cost is incurred. As a result, interest cost incurred before the end of a construction period will not be included in the historical cost of a capital asset reported in a business-type activity or enterprise fund. The University is evaluating the effect GASB Statement No. 89 will have on its financial statements.

In August 2018, the GASB issued Statement No. 90, *Majority Equity Interests*, effective for the University's fiscal year beginning July 1, 2019. This Statement modifies previous guidance for reporting a government's majority equity interest in a legally separate organization. When a majority equity interest meets the definition of an investment as defined by GASB, the equity interest is to be reported as an investment for financial reporting purposes and measured using the equity method. Majority equity interests that do not meet the definition of an investment are to be reported as a component unit. This Statement also provides guidance for valuing the acquisition of assets and liabilities of 100% equity interests that remain legally separate, and brings this reporting in line with existing standards that apply to acquisitions that do not remain legally separate. The University is evaluating the effect GASB Statement No. 90 will have on its financial statements.

CALIFORNIA STATE UNIVERSITY

Notes to Financial Statements

June 30, 2019

(In thousands)

In May 2019, the GASB issued Statement No. 91, *Conduit Debt Obligations*, effective for the University's fiscal year beginning July 1, 2021. This Statement clarifies the definition of a conduit debt obligation and establishes that a conduit debt obligation is not a liability of the issuer. However, an issuer should recognize a liability associated with an additional commitment or a voluntary commitment to support debt service if certain recognition criteria are met. The University is evaluating the effect GASB Statement No. 91 will have on its financial statements.

(d) Classification of Current and Noncurrent Assets (Other than Investments) and Liabilities

The University considers assets to be current that can reasonably be expected, as part of its normal business operations, to be converted to cash and be available for liquidation of current liabilities within 12 months of the Statement of Net Position date. Liabilities that reasonably can be expected, as part of normal University business operations, to be liquidated within 12 months of the Statement of Net Position date are considered to be current. All other assets and liabilities are considered noncurrent. For classification of current and noncurrent investments, refer to note 2(f).

(e) Cash and Cash Equivalents and Statement of Cash Flows

The University considers highly liquid investments with an original maturity date of three months or less to be cash and cash equivalents. The University considers amounts included in the California State University (CSU) Consolidated Investment Pool to be investments.

The Statement of Cash Flows does not include the cash flows of the discretely presented component units. Certain discretely presented component units are also participants in the CSU Consolidated Investment Pool. The University considers changes in the equity in the CSU Consolidated Investment Pool as investing cash flows of the University in the accompanying Statement of Cash Flows.

(f) Investments

Investments are reflected at fair value using quoted market prices. Realized and unrealized gains and losses are included in the accompanying Statement of Revenues, Expenses, and Changes in Net Position as a component of investment income, net.

Investments that are used for current operations are classified as short-term investments. Investments that are restricted from withdrawal or use for other than current operations, designated or restricted for the acquisition or construction of noncurrent assets, designated or restricted for the liquidation of the noncurrent portion of long-term debt obligations, and restricted as to the liquidity of the investments are classified as other long-term investments.

The University invests in the Surplus Money Investment Fund (SMIF), an external investment pool. The State Treasurer invests the SMIF funds through the Pooled Money Investment Account (PMIA). PMIA policy sets as primary investment objectives safety, liquidity, and yield. The Investment Division of the State Treasurer's Office manages the PMIA under statutory authority granted by California Government Code Sections 16430 and 16480.4. The Pooled Money Investment Board governs the PMIA. The State Treasurer chairs this Board, which also includes the State Controller and the State Director of Finance.

(g) Accounts Receivable

The University maintains an allowance for doubtful accounts for estimated losses inherent in its accounts receivable based on types of receivables and expectations of repayment. In establishing the required allowance, management considers one or more of the following: types of receivable, state guidelines, historical losses

CALIFORNIA STATE UNIVERSITY

Notes to Financial Statements

June 30, 2019

(In thousands)

adjusted to take into account current market conditions, the amount of receivable in dispute, the current receivable aging, and current payment patterns. The University reviews its allowance for doubtful accounts annually. Past-due balances over 90 days and over a specified amount are reviewed individually for collectibility.

(h) Capital Assets

Capital assets are stated at cost or estimated historical cost if purchased, or, if donated, at estimated acquisition value (an entry price) at date of donation. Capital assets, including infrastructure and intangible assets, with an original value of five thousand dollars or more and with a useful life of over one year, are capitalized. Such cost includes, where applicable, interest capitalized as part of the cost of constructed capital assets. Title to all University assets, whether purchased, constructed, or donated, is held by the State. Although title is not with the University for land and buildings, the University has exclusive use of these assets and is responsible for the maintenance of these assets and thus has recorded the cost of these assets in the accompanying financial statements. Capital assets, with the exception of land and land improvements, works of art and historical treasures, construction work in progress, and certain intangible assets, are depreciated or amortized on a straight-line basis over their estimated useful lives, which ranges from 3 to 45 years. Library books, unless considered rare collections, are capitalized and depreciated over a 10-year period. Periodicals and subscriptions are expensed as purchased. Works of art and historical treasures are valued at cost, if purchased, or the acquisition value (an entry price) at the date of donation, if contributed. The costs of normal maintenance and repairs that do not add to the value of the asset or materially extend its life are expensed as incurred.

Depreciation and amortization expense is shown separately in the Statement of Revenues, Expenses, and Changes in Net Position rather than being allocated among other categories of operating expenses.

(i) Unearned Revenues

Unearned revenues consist primarily of fees collected in advance for summer and fall terms and continuing education programs.

(j) Compensated Absences

Compensated absences are recognized, as either current or noncurrent liabilities, when the right to receive the compensation is earned by the employees from vested unpaid vacation and other paid leave programs. Unused sick leave balances are not included in the compensated absences because they do not vest to employees. Vacation is accrued on a monthly basis. The University uses an employee's current pay rate as of July 1, 2019 to calculate the liability for accrued compensated absences. The University provides vacation based on length of service and job classifications.

(k) Grants Refundable

The University periodically receives contributions from the federal government in support of its operation of the Federal Perkins and Nursing Loan programs, both Title IV Loan programs. The federal government has the ability to terminate its support of these programs at any time and to request that the University return those contributions on a cumulative basis, such as the Federal Perkins Loan Program which has expired in fiscal year 2018. Accordingly, the federal contributions received and retained by the University at year-end are considered liabilities of the University and are reflected as such in the accompanying Statement of Net Position.

CALIFORNIA STATE UNIVERSITY

Notes to Financial Statements

June 30, 2019

(In thousands)

(l) Claims Liability for Losses and Loss Adjustment Expenses

The claims liability for losses and loss adjustment expenses included in the aggregate discretely presented component units column of the financial statements includes California State University Risk Management Authority's (CSURMA) estimated ultimate cost of settling claims relating to events that have occurred on or before June 30, 2019. The liability includes the estimated amount that will be required for future payments of claims that have been reported and claims related to events that have occurred but have not been reported. The liability is also reduced by estimated amounts recoverable from the reinsurance that is related to the liabilities for unpaid claims and claim adjustment expenses. The liability is estimated through an actuarial calculation using individual case basis valuations and statistical analyses. The liability is not discounted.

Claims liabilities are recomputed periodically using a variety of actuarial and statistical techniques to produce current estimates that reflect recent settlements, claim frequency, and other economic and social factors. Adjustments to claim liabilities are charged or credited to expense in the periods in which they are made.

In the estimate of the unpaid losses and loss adjustment expenses, CSURMA and its consulting actuary have employed methods and assumptions they considered reasonable and appropriate given the information currently available. Given the inherent uncertainty in the nature of such estimates, future losses may deviate from those estimates.

(m) Deferred Outflows of Resources and Deferred Inflows of Resources

The University classifies losses on debt refundings as deferred outflows of resources and amortizes it as a component of interest expense over the remaining life of the old debt or the new debt, whichever is shorter.

Changes in net pension liability not included in pension expense are reported as deferred outflows of resources or deferred inflows of resources. Employer contributions subsequent to the measurement date of the net pension liability are reported as deferred outflows of resources. Deferred outflows and inflows of resources related to differences between expected and actual experience and related to change in the University's proportionate share of pensionable compensation made subsequent to the measurement date are amortized over a closed period equal to the average employees' remaining service lives. The deferred outflows and inflows of resources related to differences between projected and actual earnings on pension plan investments are netted and amortized over a closed 5-year period.

Changes in total OPEB liability not included in OPEB expense are reported as deferred outflows of resources or deferred inflows of resources. Employer contributions subsequent to the measurement date of the net pension liability are reported as deferred outflows of resources. Deferred outflows and inflows of resources related to differences between expected and actual experience and changes in assumptions are amortized over a closed period equal to the average employees' remaining service lives.

(n) Net Position

The University's net position is classified into the following categories:

- Net Investment in Capital Assets: Capital assets, net of accumulated depreciation, and outstanding principal balances of debt attributable to the acquisition, construction, or improvement of those assets and any related deferred outflows of resources.

CALIFORNIA STATE UNIVERSITY

Notes to Financial Statements

June 30, 2019

(In thousands)

- **Restricted:**

Nonexpendable: Net position subject to externally imposed conditions that the University retains in perpetuity. Net position in this category consists of endowments held by the University or its related discretely presented component units.

Expendable: Net position subject to externally imposed conditions that can be fulfilled by the actions of the University or by the passage of time.

- **Unrestricted:** All other categories of net position. In addition, unrestricted net position may have legislative or bond indenture requirements associated with their use or may be designated for use by management of the University. These requirements limit the area of operations for which expenditures of net position may be made and require that unrestricted net position be designated to support future operations in these areas. University housing programs are a primary example of operations that have unrestricted net position with designated uses.

Restricted or unrestricted resources are spent based upon a variety of factors, including funding restrictions, consideration of prior and future revenue sources, the type of expenses incurred, the University's budgetary policies surrounding the various revenue sources or whether the expense is a recurring cost. Unrestricted net position is negative due primarily to liabilities for pension and retiree health benefits exceeding University assets available to pay such obligations.

(o) Classification of Revenues and Expenses

The University considers operating revenues and expenses in the Statement of Revenues, Expenses, and Changes in Net Position to be those revenues and expenses that result from exchange transactions and from other activities that are connected directly to the University's primary functions. Exchange transactions include charges for services rendered and the acquisition of goods and services. Certain other transactions are reported as nonoperating revenues and expenses in accordance with GASB Statement No. 35. These nonoperating activities include the University's capital and noncapital appropriations from the State, financial aid grants, net investment income, noncapital gifts, interest expense, capital grants and gifts, and changes in permanent endowments.

The State appropriates funds to the University on an annual basis. The appropriations are, in turn, allocated among the campuses by the Office of the Chancellor. Appropriations are recognized as revenue in general when authorization is received and are reported as either noncapital appropriations when used to support general operations or capital appropriations when used for capital projects.

Student tuition and fees revenue, and sales and services of auxiliary enterprises, including revenues from student housing programs, are presented net of scholarships and fellowships applied to student accounts. Certain other scholarship and fellowships are paid directly to, or refunded to, the student and are reflected as operating expenses.

(p) Total Other Postemployment Benefits (OPEB) Liability

The University records the total OPEB liability equal to its share of the State's total OPEB liability. The total OPEB liability is an actuarial accrued liability that reflects the present value of future healthcare benefits earned by employees up to June 30, 2019. The University's total OPEB liability is determined by discounting the projected benefit for current active employees and retirees based on the discount rate required by GASB Statement No. 75

CALIFORNIA STATE UNIVERSITY

Notes to Financial Statements

June 30, 2019

(In thousands)

for OPEB plans which do not have assets residing in a qualified trust. The University and the State fund their current OPEB expenses on a "pay-as-you-go" basis.

(q) Net Pension Liability

The University records a pension liability equal to the net pension liability for its proportionate share in the State's defined-benefit plans: the State's Miscellaneous Plan and the Peace Officers and Firefighters Plan (Agent Multiple-Employer Defined-Benefit Pension Plans). The net pension liability is measured as the University's proportionate share of the State's total pension liability, less the University's proportionate share of the pension plan's fiduciary net position. The fiduciary net position and changes in net position of the cost sharing defined-benefit plans has been measured consistent with the accounting policies used by the plans.

For purposes of measuring the net pension liability, deferred outflows of resources and deferred inflows of resources related to pension, information about the fiduciary net position of the pension plan, and additions to/ deductions from the pension plans' fiduciary net position have been determined on the same basis as they are reported by the California Public Employees' Retirement System (CalPERS) Financial Office. For this purpose, benefit payments (including refunds of employee contributions) are recognized when currently due and payable in accordance with the benefit terms. Pension plan investments are reported at fair value.

(r) Grant Revenues and Expenses

The University records grant revenue when all applicable grant eligibility requirements are met. Expenses are recorded as expenditures are incurred. Expenditure-driven grant revenue is recorded as the expenditures are incurred, in amounts equal to the expenditures.

(s) Internal Services Activities

Certain institutional internal service providers offer goods and services to University departments, as well as to external customers. These include activities such as copy centers, postal services, and telecommunications. All significant internal service activities provided to University departments have been eliminated in the accompanying financial statements. These eliminations are recorded by removing the revenue and expense in the internal service sales and service units and, if significant, allocating any residual balances to those departments receiving the goods and services during the fiscal year.

(t) Income Taxes

The University is an agency of the State and is treated as a governmental entity for tax purposes. As such, the University is generally not subject to federal or state income taxes. The component units are either exempt governmental entities or not-for-profit organizations exempt under IRC Section 501(c)(3). However, the University and its component units remain subject to income taxes on any net income that is derived from a trade or business, regularly carried on and not in furtherance of the purpose for which it was granted exemption. No income tax provision has been recorded. If there is net income from any unrelated trade or business, such provision, in the opinion of management, is not material to the financial statements taken as a whole.

(u) Eliminations

All significant nonexchange transactions between the University and its discretely presented component units have been eliminated from the total column and are separately presented in the eliminations column in the accompanying Statement of Revenues, Expenses, and Changes in Net Position.

CALIFORNIA STATE UNIVERSITY

Notes to Financial Statements

June 30, 2019

(In thousands)

(v) *Use of Estimates*

The preparation of financial statements in conformity with U.S. generally accepted accounting principles requires management to make estimates and assumptions that affect the reported amounts in the accompanying financial statements. Actual results could differ from those estimates.

(3) **Cash, Cash Equivalents, and Investments**

The University's cash, cash equivalents, and investments as of June 30, 2019 are classified in the accompanying Statement of Net Position as follows:

Cash and cash equivalents	\$	17,492
Restricted cash and cash equivalents		103
Total cash and cash equivalents		17,595
Short-term investments		3,765,526
Endowment investments		1,693
Other long-term investments		1,277,735
Total investments		5,044,954
Total cash, cash equivalents, and investments	\$	5,062,549

(a) **Cash and Cash Equivalents**

At June 30, 2019, cash and cash equivalents consist of demand deposits held at the State Treasury, commercial banks, and petty cash. Total cash and cash equivalents of \$17,595 had a corresponding carrying balance with the State Treasury and commercial banks of \$21,056 at June 30, 2019. The difference was primarily related to deposits in transit and outstanding checks.

Cash in demand deposit accounts is minimized by sweeping available cash balances into the CSU Consolidated Investment Pool on a daily basis.

(i) *Custodial Credit Risk for Deposits*

Custodial credit risk for deposits is the risk that in the event of the failure of the custodian, the deposits may not be returned to the University. The University deposits are maintained at financial institutions that are Federal Deposit Insurance Corporation secured. As a result, custodial credit risk for deposits is remote.

(b) **Investments**

The University's investment portfolio consists primarily of investments in the CSU Consolidated Investment Pool and SMIF. Separate accounting is maintained as to the amounts allocable to the various University funds and programs.

(i) *Investment Policy*

State law and regulations require that surplus monies of the University be invested. The objectives of the University's investment policy are to safeguard the principal, to meet liquidity needs of the University, and to obtain the best possible return commensurate with the degree of risk the University is willing to assume in

CALIFORNIA STATE UNIVERSITY

Notes to Financial Statements

June 30, 2019

(In thousands)

obtaining such return. These objectives may be weighted or prioritized differently for individual portfolios depending on the purpose of the portfolio.

The University's investment policy authorizes funds held in local trust accounts under Education Code Sections 89721 and 89724 to be invested in any of the securities authorized by Government Code Section 16430, and Education Code Sections 89724 and 89725, subject to certain limitations. In general, the University's investment policy permits investments in obligations of the Federal and California state governments, certificates of deposit, high-quality domestic corporate fixed-income securities, and certain other investment instruments.

Effective January 1, 2017, changes to the Education and Government Code of the State expanded the permitted investments to include mutual funds, including equity mutual funds, subject to registration by, and under the regulatory authority of the United States Securities and Exchange Commission (SEC), or in United States registered real estate investment trusts, resulting in the establishment of the CSU Total Return Portfolio (TRP). Under State law, investment of funds in the TRP is subject to the University meeting certain conditions regarding investment oversight, reporting, and use of earnings, and is to be phased in at no more than \$600,000 as of June 30, 2019, and thirty percent of eligible investments thereafter. TRP investments amounted to \$559,192 as of June 30, 2019.

Additional earnings (if any) from TRP investments shall be used only for capital outlay or maintenance, and shall not be used for ongoing operations.

(ii) *Interest Rate Risk*

Interest rate risk is the risk that fluctuations in interest rates will adversely affect the fair value of an investment. Generally, the longer the maturity of an investment, the greater the sensitivity of its fair value to changes in market interest rates. The University's investment guidelines manage its interest rate risk by limiting an eligible investment to maximum effective maturity and by limiting the average duration of the portfolio, however, there are no restrictions on the duration for the investments in the TRP. The effective maturity date reflects a bond with embedded options such as a call, put, or reset date, and prepayment speed resulting in the maturity of a bond being less than the final maturity date. Duration is a measure of the sensitivity of the price of an investment relative to fluctuations in market interest rates. Durations of the University's investment portfolio for each investment type, except for SMIF in which weighted average life is used, as of June 30, 2019 are presented in the following table:

CALIFORNIA STATE UNIVERSITY

Notes to Financial Statements

June 30, 2019

(In thousands)

Investment type	Fair value	Duration
Money market funds	\$ 28,638	—
Repurchase agreements	10,352	0.00268
Certificates of deposit	151,165	0.12452
U.S. agency securities	1,053,102	0.58573
U.S. Treasury securities	1,197,884	1.25118
Municipal bonds	49,911	0.19506
Corporate bonds	1,008,970	1.02102
Asset-backed securities	152,372	0.50418
Mortgage-backed securities	202	1.99645
Mutual funds	561,637	5.48082
SMIF	830,721	0.47397
Total	<u>\$ 5,044,954</u>	

Another way the University manages its exposure to interest rate risk is by purchasing a combination of short-term and long-term investments and by timing cash flows from maturities so that a portion of the portfolio is maturing or nearing maturity over time as necessary to provide cash flow and liquidity needed for operations.

(iii) Credit Risk

Credit risk is the risk that an issuer of an investment will not fulfill its obligations to the holder of the investment. This is measured by the assignment of a rating by a nationally recognized statistical rating organization.

The University, except for investments in the TRP, invests in low credit risk securities such as U.S. government securities, securities of federally sponsored agencies, highly rated domestic corporate bonds, prime-rated commercial paper, repurchase and reverse repurchase agreements, banker's acceptance, and negotiable certificates of deposit. Therefore, the credit risk is low and occurrence of default risk is remote.

Investments in the TRP include SEC registered mutual funds invested per a target asset allocation which includes investment grade bonds, higher credit risk bonds (i.e. high yield bonds, bank loans, and emerging market bonds), equities and real assets. Risk for the TRP is viewed holistically and in the context of the overall CSU Consolidated Investment Pool, incorporating quantitative and qualitative assessments into oversight of the TRP. The University accepts a level of risk commensurate with the long-term investment goals of the TRP. The mutual fund investment managers are responsible for assessing the credit risk of the individual securities held in the mutual funds for the TRP. Moreover, certain passive index funds in the TRP will seek to replicate the credit risk of the underlying indices to which the index funds are benchmarked.

Ratings of the University's investment portfolio for each investment type as of June 30, 2019 are presented in the following table:

CALIFORNIA STATE UNIVERSITY

Notes to Financial Statements

June 30, 2019

(In thousands)

Investment type	Fair value	AAA	AA	A	BBB	BB	B	Not rated
Money market funds	\$ 28,638	—	—	—	—	—	—	28,638
Repurchase agreements	10,352	10,352	—	—	—	—	—	—
Certificates of deposit	151,165	58,994	3,445	88,726	—	—	—	—
U.S. agency securities	1,053,102	37,879	1,015,223	—	—	—	—	—
U.S. Treasury securities	1,197,884	—	1,197,884	—	—	—	—	—
Municipal bonds	49,911	19,813	27,524	2,574	—	—	—	—
Corporate bonds	1,008,970	7,779	113,792	877,282	10,117	—	—	—
Asset-backed securities	152,372	152,372	—	—	—	—	—	—
Mortgage-backed securities	202	—	202	—	—	—	—	—
Mutual funds	561,637	30,826	120,919	—	—	8,407	57,975	343,510
SMIF	830,721	—	—	—	—	—	—	830,721
Total	<u>\$ 5,044,954</u>	<u>318,015</u>	<u>2,478,989</u>	<u>968,582</u>	<u>10,117</u>	<u>8,407</u>	<u>57,975</u>	<u>1,202,869</u>

The mutual funds credit ratings are based on average credit ratings of the underlying mutual funds. Credit ratings for mutual fund related to equity and real estate asset are not applicable.

By law, the SMIF only invests in U.S. government securities, securities of federally sponsored agencies, domestic corporate bonds, interest-bearing time deposits in California banks, savings and loan associations and credit unions, prime-rated commercial paper, repurchase and reverse repurchase agreements, security loans, banker's acceptances, negotiable certificates of deposit, and loans to various bond funds.

(iv) Concentration Risk

Concentration risk rises as investments become concentrated relative to a portfolio characteristic such as issuance, issuer, market sector, counterparty, or sovereign nation, and is best mitigated by diversification. The University's investment policy has concentration limits that provide sufficient diversification. As such, the concentration risk is remote.

As of June 30, 2019, the following investments (excluding U.S. Treasury securities, mutual funds, and external investment pools) represented 5% or more of the University's investment portfolio: Federal Home Loan Banks (\$445,939 or 8.84%) and Federal National Mortgage Association, Inc. (\$300,631 or 5.96%).

CALIFORNIA STATE UNIVERSITY

Notes to Financial Statements

June 30, 2019

(In thousands)

(v) *Risk and Uncertainties*

The University may invest in various types of investment securities. Investment securities are exposed to various risks, such as interest rate, market, and credit risks. Due to the level of risk associated with certain investment securities, it is at least reasonably possible that changes in the values of investment securities will occur in the near term and that the changes could materially affect the amounts reported in the Statement of Net Position.

The University, through the CSU Consolidated Investment Pool, invests in securities with contractual cash flows, such as asset-backed securities and mortgage-backed securities. The value, liquidity, and related income of these securities are sensitive to changes in economic conditions, including real estate values, delinquencies or defaults, or both, and may be adversely affected by shifts in the market's perception of the issuers and changes in interest rates.

(vi) *Custodial Credit Risk*

Custodial credit risk is the risk that in the event of the failure of the custodian, the investments may not be returned to the University. Substantially all of the University's securities are registered in the University's name by the custodial bank as an agent for the University. As a result, custodial credit risk for such investments is remote.

(vii) *Fair Value Measurements*

The University uses fair value measurements to record fair value adjustments to certain assets and liabilities and to determine the fair value disclosures. The fair value of a financial instrument is the price that would be received to sell an asset or paid to transfer a liability in an orderly transaction between market participants at the measurement date. Fair value is best determined based upon quoted market prices. However, in certain instances, where quoted market prices are not available, fair values are based on estimates using present value or other valuation techniques. Those techniques are significantly affected by the assumptions used, including discount rates and estimates of future cash flows. Accordingly, the fair value estimates may not be realized in an immediate settlement of the instrument. The University groups its assets and liabilities measured at fair value in three levels, based on markets in which the asset and liabilities are traded and the reliability of the assumptions used to determine fair value. The level in the fair value hierarchy with which a fair measurement in its entirety falls is based on the lowest level input that is significant to the fair value measurement in its entirety. The three levels of the fair value hierarchy are as follows:

- Level 1 inputs are quoted prices (unadjusted) in active markets for identical assets or liabilities that the University has the ability to access at the measurement date.
- Level 2 inputs are inputs other than quoted prices included within Level 1 that are observable for the asset or liability, either directly or indirectly.
- Level 3 inputs are unobservable inputs for the asset and liability. This valuation is accomplished using management's best estimate of fair value, with inputs into the determination of fair value that require significant management judgment or estimation.

CALIFORNIA STATE UNIVERSITY

Notes to Financial Statements

June 30, 2019

(In thousands)

The following table presents investments that are measured at fair value on a recurring basis at June 30, 2019:

Investment type	Fair value	Level 1	Level 2	NAV
Money market funds	\$ 28,638	—	—	28,638
Repurchase agreements	10,352	—	10,352	—
Certificates of deposit	151,165	—	151,165	—
U.S. agency securities	1,053,102	—	1,053,102	—
U.S. Treasury securities	1,197,884	—	1,197,884	—
Municipal bonds	49,911	—	49,911	—
Corporate bonds	1,008,970	—	1,008,970	—
Asset-backed securities	152,372	—	152,372	—
Mortgage-backed securities	202	—	202	—
Mutual funds	561,637	561,637	—	—
SMIF	830,721	—	—	830,721
Total	<u>\$ 5,044,954</u>	<u>561,637</u>	<u>3,623,958</u>	<u>859,359</u>

The following discussions describe the valuation methodologies used for financial assets and liabilities measured at fair value. The techniques utilized in estimating the fair value are affected by the assumptions used.

Investments are classified in Level 1 as fair value is obtained at the last sale price on the last business day of the current fiscal year, as quoted on a recognized exchange or an industry standard pricing, when available. Investments for which no sale was reported as of the close of the last business day of the current fiscal year are valued at the quoted bid price provided by the University's external investment managers or their custodians.

Investments are classified in Level 2 as fair value is calculated using valuations that include observable market quoted prices for similar assets or liabilities. Observable inputs other than quoted prices such as price services or indices, estimates, appraisals, assumptions, and other methods that are reviewed by management. Changes in market conditions and economic environments may impact the net asset value (NAV) and consequently, the fair value of the University's interests in the funds.

There were no assets and liabilities measured at fair value on a recurring basis using significant unobservable inputs (Level 3).

Certain money market funds are not categorized under the fair value hierarchy and are shown at NAV. These investments are measured at amortized cost when calculating NAV per share (or its equivalent) of the investment.

CALIFORNIA STATE UNIVERSITY

Notes to Financial Statements

June 30, 2019

(In thousands)

(viii) Foreign Currency Risk

Foreign Currency Risk, also known as exchange rate risk, is the risk arising from fluctuations in the value of a base currency (U.S. dollar) against foreign currencies related to the underlying currency denomination of securities held for investment.

The majority of the Consolidated Investment Pool is invested in U.S. dollar denominated securities without foreign currency risk.

However, the TRP includes allocations to non-U.S. equities and non-dollar-denominated bonds in the underlying mutual funds for the TRP. The TRP Investment Policy includes an asset allocation policy with targets and acceptable ranges for each asset class included in the TRP, including non-U.S. equity and emerging markets bonds. Additionally, mutual funds utilized in other asset classes within the TRP may also have some foreign currency exposure.

(viii) Discretely Presented Component Units' Investments

Investments of the discretely presented component units at fair value consisted of the following at June 30, 2019:

Investment type	Current	Noncurrent	Total
Money market funds	\$ 39,781	36,118	75,899
Repurchase agreements	141	5	146
Certificates of deposit	19,691	23,784	43,475
U.S. agency securities	15,515	11,638	27,153
U.S. Treasury securities	112,381	25,341	137,722
Municipal bonds	1,972	11,153	13,125
Corporate bonds	62,569	96,766	159,335
Asset-backed securities	2,079	9,979	12,058
Mortgage-backed securities	20	19,574	19,594
Mutual funds	208,751	976,549	1,185,300
Exchange-traded funds	41,331	146,737	188,068
Equity securities	50,834	445,074	495,908
Alternative investments:			
Private equity (including limited partnerships)	5,616	57,878	63,494
Hedge funds	4,731	128,435	133,166
Real estate investments (including real estate investment trust)	2,627	37,854	40,481
Commodities	94	7,374	7,468
Other alternative investments	—	56,842	56,842
Other external investment pools	—	23,728	23,728
Other investments	14,360	50,693	65,053
Local Agency Investment Fund (LAIF)	216,542	3,210	219,752
Total	\$ 799,035	2,168,732	2,967,767

CALIFORNIA STATE UNIVERSITY

Notes to Financial Statements

June 30, 2019

(In thousands)

The following table presents investments of the discretely presented component units that are measured at fair value on a recurring basis at June 30, 2019:

Investment type	Fair value	Level 1	Level 2	Level 3	NAV
Money market funds	\$ 75,899	67,781	6,079	—	2,039
Repurchase agreements	146	—	141	5	—
Certificates of deposit	43,475	24,425	18,976	74	—
U.S. agency securities	27,153	8,387	18,250	516	—
U.S. Treasury securities	137,722	55,700	81,435	587	—
Municipal bonds	13,125	3,370	9,731	24	—
Corporate bonds	159,335	108,868	46,504	494	3,469
Asset-backed securities	12,058	3,923	8,060	75	—
Mortgage-backed securities	19,594	9,616	9,978	—	—
Mutual funds	1,185,300	1,119,997	8,101	37,177	20,025
Exchange-traded funds	188,068	150,171	37,897	—	—
Equity securities	495,908	479,882	3,068	1,009	11,949
Alternative investments:					
Private equity (including limited partnerships)	63,494	—	—	9,044	54,450
Hedge funds	133,166	14,332	47	4,218	114,569
Real estate investments (including real estate investment trust)	40,481	1,433	3,127	14,122	21,799
Commodities	7,468	297	—	—	7,171
Other alternative investments	56,842	—	—	—	56,842
Other external investment pools	23,728	—	—	23,728	—
Other investments	65,053	49,009	14,935	1,032	77
LAIF	219,752	—	—	—	219,752
Total	<u>\$ 2,967,767</u>	<u>2,097,191</u>	<u>266,329</u>	<u>92,105</u>	<u>512,142</u>

For additional information regarding the investments and investment policies of the individual discretely presented component units, refer to their separately issued financial statements.

Investments reported by the University of \$55,972 are invested under contractual agreements on behalf of the discretely presented component units of the University.

CALIFORNIA STATE UNIVERSITY

Notes to Financial Statements

June 30, 2019

(In thousands)

(4) Accounts Receivable

Accounts receivable of the University at June 30, 2019 consisted of the following:

	Current	Noncurrent	Total
State appropriations	\$ 5,785	47,944	53,729
State appropriations – SPWB Lease Revenue Bond program	—	1,462	1,462
Discretely presented component units	48,441	1,207	49,648
Student accounts	69,425	—	69,425
Government grants and contracts	32,118	—	32,118
Others	50,397	3,632	54,029
	206,166	54,245	260,411
Less allowance for doubtful accounts	(9,272)	—	(9,272)
Total	\$ 196,894	54,245	251,139

(5) Capital Lease Receivable

The University has entered into capital lease agreements with certain discretely presented component units using proceeds from issuance of SRB and BANs to lease existing and newly constructed facilities to the discretely presented component units amounting to \$211,560. Interest rates range from 2% to 5.55%. Lease payments are due twice a year on May 1 and November 1. Under the capital lease agreements, payments are due to the University as follows:

Fiscal year ending June 30:

2020	\$ 23,665
2021	19,809
2022	20,053
2023	22,228
2024	22,271
2025 - 2029	96,957
2030 - 2034	77,782
2035 - 2039	24,894
Total minimum lease payments to be received	307,659
Less amounts representing interest	(87,575)
Present value of future minimum lease payments to be received	220,084
Less current portion	(11,868)
Capital lease receivable, net of current portion	\$ 208,216

CALIFORNIA STATE UNIVERSITY

Notes to Financial Statements

June 30, 2019

(In thousands)

(6) Notes Receivable

The University has entered into note agreements with certain discretely presented component units to finance existing and newly constructed facilities for the discretely presented component units amounting to \$400,380. Interest rates range from 2% to 6.48%. Note payments are due twice a year, on May 1 and November 1.

Under the agreements, payments are due to the University as follows:

Fiscal year ending June 30:

2020	\$	32,579
2021		32,235
2022		32,112
2023		32,102
2024		31,748
2025 - 2029		153,760
2030 - 2034		137,033
2035 - 2039		106,618
2040 - 2044		69,276
2045 - 2049		37,879
Total minimum note payments to be received		665,342
Less amounts representing interest		(264,725)
Present value of future minimum note payments to be received		400,617
Less current portion		(13,057)
Notes receivable, net of current portion	\$	387,560

CALIFORNIA STATE UNIVERSITY

Notes to Financial Statements

June 30, 2019

(In thousands)

(7) Capital Assets

Capital assets activity for the University for the year ended June 30, 2019 consisted of the following:

	Beginning balance	Additions	Retirements	Transfers	Ending balance
Nondepreciable/nonamortizable capital assets:					
Land and land improvements	\$ 273,340	8,576	—	—	281,916
Works of art and historical treasures	47,231	2,869	—	—	50,100
Construction work in progress	1,084,257	866,819	(8,821)	(785,617)	1,156,638
Intangible assets	37,349	3,796	(5)	(2,143)	38,997
Total nondepreciable/ nonamortizable capital assets	1,442,177	882,060	(8,826)	(787,760)	1,527,651
Depreciable/amortizable capital assets:					
Buildings and building improvements	12,405,402	58,801	(11,417)	716,502	13,169,288
Improvements other than buildings	721,739	6,820	(363)	24,097	752,293
Infrastructure	1,201,967	16,610	(1,763)	33,759	1,250,573
Personal property:					
Equipment	871,706	45,815	(24,209)	11,259	904,571
Library books and materials	392,153	5,310	(11,440)	—	386,023
Intangible assets	276,147	2,233	(5,042)	2,143	275,481
Total depreciable/ amortizable capital assets	15,869,114	135,589	(54,234)	787,760	16,738,229
Total cost	17,311,291	1,017,649	(63,060)	—	18,265,880
Less accumulated depreciation/ amortization:					
Buildings and building improvements	(5,937,071)	(379,275)	8,690	—	(6,307,656)
Improvements other than buildings	(510,439)	(28,742)	52	—	(539,129)
Infrastructure	(553,489)	(39,354)	836	—	(592,007)
Personal property:					
Equipment	(638,876)	(59,314)	22,532	—	(675,658)
Library books and materials	(361,276)	(6,365)	11,196	—	(356,445)
Intangible assets	(253,568)	(8,050)	5,010	—	(256,608)
Total accumulated depreciation/amortization	(8,254,719)	(521,100)	48,316	—	(8,727,503)
Net capital assets	\$ 9,056,572	496,549	(14,744)	—	9,538,377

CALIFORNIA STATE UNIVERSITY

Notes to Financial Statements

June 30, 2019

(In thousands)

Capital assets activity of the discretely presented component units of the University for the year ended June 30, 2019 consisted of the following:

	<u>Beginning balance</u>	<u>Additions</u>	<u>Retirements</u>	<u>Transfers</u>	<u>Ending balance</u>
Nondepreciable/nonamortizable capital assets:					
Land and land improvements	\$ 129,245	5,220	(1,489)	—	132,976
Works of art and historical treasures	12,474	1,842	(5,103)	—	9,213
Construction work in progress	55,434	105,315	(1,365)	(13,832)	145,552
Intangible assets	5,098	4,933	—	—	10,031
Total nondepreciable/ nonamortizable capital assets	202,251	117,310	(7,957)	(13,832)	297,772
Depreciable/amortizable capital assets:					
Buildings and building improvements	766,431	7,085	(6,452)	6,975	774,039
Improvements other than buildings	164,721	5,398	(2,151)	2,848	170,816
Infrastructure	67,693	—	—	—	67,693
Personal property:					
Equipment	221,120	17,237	(11,819)	3,879	230,417
Intangible assets	9,288	104	(1,478)	130	8,044
Total depreciable/ amortizable capital assets	1,229,253	29,824	(21,900)	13,832	1,251,009
Total cost	1,431,504	147,134	(29,857)	—	1,548,781
Less accumulated depreciation/ amortization:					
Buildings and building improvements	(315,797)	(25,653)	3,768	—	(337,682)
Improvements other than buildings	(88,739)	(9,489)	1,217	—	(97,011)
Infrastructure	(22,549)	(1,691)	—	—	(24,240)
Personal property:					
Equipment	(163,151)	(17,303)	9,659	—	(170,795)
Intangible assets	(7,618)	(336)	1,478	—	(6,476)
Total accumulated depreciation/amortization	(597,854)	(54,472)	16,122	—	(636,204)
Net capital assets	\$ 833,650	92,662	(13,735)	—	912,577

For additional information regarding the capital assets of the individual discretely presented component units of the University, refer to their separately issued financial statements.

CALIFORNIA STATE UNIVERSITY

Notes to Financial Statements

June 30, 2019

(In thousands)

(8) Lease Obligations

The University is obligated under various capital and operating leases and installment purchase agreements for the acquisition of equipment and facility rentals. A substantial amount of the capital leases are a result of the University's participation with the State in the SPWB Lease Revenue Bond program. The University has participated in this program since 1986 in connection with the construction of campus facilities and related equipment.

As part of the annual budget process, the State of California Department of Finance augments the University's operating budget to provide additional funds for the required lease payments. The capital lease obligations related to the SPWB Lease Revenue Bond program amounted to \$149,180 at June 30, 2019. Total capital assets related to these capital leases have a carrying value of \$176,503 at June 30, 2019. The leases have terms expiring in various years through 2035. The University also enters into capital leases with financial institutions and via commercial paper issued by the California State University Institute (the Institute), a discretely presented component unit of the University. These capital leases consist primarily of leases of campus facilities, but also include certain computer, energy efficiency equipment, and telecommunications equipment. Total capital assets related to these capital leases have a carrying value of \$172,134 at June 30, 2019. The leases bear interest at rates ranging from 0.04% to 10% and have terms expiring in various years through 2041.

Operating leases consist primarily of leases for the use of real property. The University's operating leases expire in various years through 2099. The leases can be canceled if the State does not provide adequate funding. Some of these leases are with discretely presented component units for the rental of office space used in the operations of the University. Total operating lease expenditures for the year ended June 30, 2019 were \$33,888 of which \$23,074 was paid to related discretely presented component units.

Future minimum lease payments under capital and operating leases having remaining terms in excess of one year as of June 30, 2019 are as follows:

CALIFORNIA STATE UNIVERSITY

Notes to Financial Statements

June 30, 2019

(In thousands)

	Capital leases	Operating leases
Fiscal year ending June 30:		
2020	\$ 37,303	40,126
2021	35,970	30,828
2022	34,606	26,678
2023	33,462	15,756
2024	32,500	13,350
2025 - 2029	141,958	46,856
2030 - 2034	126,095	14,234
2035 - 2039	39,648	3,579
2040 - 2044	4,775	1,885
2045 - thereafter	—	1,465
Total minimum lease payments	486,317	\$ 194,757
Less amount representing interest	(171,546)	
Present value of future minimum lease payments	314,771	
Unamortized net premium	551	
Total capital lease obligations	315,322	
Less current portion	(20,108)	
Capital lease obligations, net of current portion	\$ 295,214	

(9) Long-Term Debt Obligations

(a) State's General Obligation Bond Program

The General Obligation Bond program of the State has provided capital outlay funds for the three segments of California Higher Education through voter-approved bonds. Each of the approved bond programs provides a pool of available funds, which is allocated on a project-by-project basis among the University, the University of California, and the Community Colleges. Financing provided to the University through the State's General Obligation Bonds is not allocated to the University by the State. This debt remains as obligation of the State and is funded by state tax revenues. Accordingly, such debt is not reflected in the accompanying financial statements.

The total General Obligation Bonds carried by the State related to the University projects is approximately \$2,141,932 as of June 30, 2019.

(b) Systemwide Revenue Bond Program

The State University Revenue Bond Act of 1947, Sections 90010 through 90091 of the Education Code of the State of California (the Bond Act) authorizes the Trustee to issue revenue bonds to finance projects that support the University's educational mission. The University's financing program, referred to as the SRB Program, is designed to provide lower cost debt and greater flexibility to finance projects at the University than would be possible if projects were financed separately. Rather than relying on specific pledged revenues to support specific debt obligations, the SRB program pools multiple sources of revenue as the security for the debt. The University's total outstanding balance of revenue bond indebtedness under the SRB program was \$6,211,333 at June 30,

CALIFORNIA STATE UNIVERSITY

Notes to Financial Statements

June 30, 2019

(In thousands)

2019. Under the Bond Act authority, the University has constructed or acquired facilities located at its 23 campuses and the Office of the Chancellor.

In 2014, the State enacted legislation that granted additional capital financing authorities to the University, leading to the SRB program expanding to allow the financing of academic facilities and energy conservation projects. Allowable academic projects include construction and equipping of new and existing academic facilities; infrastructure; deferred maintenance; and refunding of SPWB lease revenue bonds (which funded the construction of certain academic facilities of the University).

Systemwide Revenue Bonds are not secured by mortgages on the facilities constructed or acquired and therefore the facilities do not act as security for the debt. Revenues pledged under the SRB program include program fees from continuing education, health center facilities, housing, parking, and student union; student tuition and fees; and designated auxiliary revenues, net of maintenance and operation expenses before extraordinary items (net income available for debt service), to repay the bonds.

The SRB Indenture (The Indenture) contains provisions that define events of default related to punctuality of the payment of the outstanding principal and interest. Additionally, the Indenture describes the process for which other events of default by the Board related to covenants, agreements, or conditions of the Indenture occur for a period of sixty (60) days after written notice by bondholders (of not less than twenty-five percent (25%) in aggregate principal amount of the bonds outstanding) requiring remediation. Further, the Indenture specifies the process which the Trustees may undertake, at the request of the majority of the bondholders, to declare the principal of all of the bonds then outstanding and the interest accrued to be immediately due and payable.

(c) Bond Anticipation Notes

The Trustees have authorized the issuance of BANs to provide short-term financing to the University for certain projects. The BANs are purchased by CSU Institute with proceeds from the commercial paper issued by the Institute. The BANs are generally issued for periods of up to three years in anticipation of issuing permanent revenue bonds at a future date. State law was amended in 2008 to allow BAN maturities to extend beyond three years and the maturity date for the issuance of BANs to be determined by the Trustees. BAN interest is variable and changes based upon the cost of the Institute's commercial paper program. The maximum and minimum weighted average interest rates for the year ended June 30, 2019 were 2.25% and 1.27%, respectively. The University's BANs totaled \$109,659 at June 30, 2019. The authorized amounts totaled \$868,630, of which \$756,950 has not been issued and \$111,680 has been issued.

CSU Institute, a discretely presented component unit of the University, manages the commercial paper program. The commercial paper program is bound by certain agreements, including the Trust Indenture with the Trustee/ paying agent and the Reimbursement Agreement with the letter of credit banks. Under certain provision of the Trust Indenture, in the event of a default, the Trustees shall take actions set forth by the BAN Resolution to effect the sale of long-term bonds to refinance outstanding BANs. Upon the occurrence of certain events of default specified in the Reimbursement Agreement, the right of the CSU Institute and the University to issue notes may be terminated or be suspended by the banks.

CALIFORNIA STATE UNIVERSITY

Notes to Financial Statements

June 30, 2019

(In thousands)

Long-term debt obligations of the University as of June 30, 2019 consisted of the following:

Description	Interest rate percentage	Final maturity date	Original issue amount	Amount outstanding
Systemwide Revenue Bonds:				
Housing Series J - K	3.00%	2019/20	\$ 8,558	\$ 363
Housing Series L - M	3.00	2020/21	5,510	475
Housing Series N & Q	3.00	2021/22	6,695	700
Series 2007-B	5.45-5.55	2037/38	13,165	9,385
Series 2007-C	5.00	2028/29	63,275	30,750
Series 2010-A	3.50-5.00	2031/32	146,950	85,205
Series 2010-B	5.45-6.48	2041/42	205,145	205,145
Series 2011-A	3.00-5.25	2042/43	429,855	325,325
Series 2012-A	3.00-5.00	2042/43	436,220	406,115
Series 2012-B	2.79-4.17	2036/37	16,700	14,465
Series 2013-A	3.00-5.00	2026/27	308,855	227,535
Series 2014-A	3.00-5.00	2044/45	747,740	718,615
Series 2015-A	2.00-5.00	2047/48	1,032,920	949,090
Series 2015-B	1.98-4.41	2035/36	29,305	21,955
Series 2016-A	2.00-5.00	2045/46	1,133,105	1,121,755
Series 2016B-1	3.00	2047/48	50,000	50,000
Series 2016B-2	4.00	2049/50	100,000	100,000
Series 2016B-3	4.00	2051/52	100,000	100,000
Series 2017-A	3.00-5.00	2047/48	812,030	800,815
Series 2017-B	1.55-3.90	2047/48	335,155	334,495
Series 2017-C	3.25-5.00	2037/38	49,175	45,455
Series 2018-A	4.00-5.00	2050/51	492,690	492,690
Series 2018-B	2.45-4.25	2050/51	171,000	171,000
			<u>\$ 6,694,048</u>	6,211,333
Bond Anticipation Notes	Various			109,659
Others	Various			10,046
Total				<u>6,331,038</u>
Unamortized net bond premium				620,431
Total long-term debt				<u>6,951,469</u>
Less current portion				(171,813)
Long-term debt, net of current portion				<u><u>\$ 6,779,656</u></u>

CALIFORNIA STATE UNIVERSITY

Notes to Financial Statements

June 30, 2019

(In thousands)

Long-term debt principal and interest are payable in the following fiscal years:

	Principal	Interest
Fiscal year ending June 30:		
2020	\$ 171,813	289,485
2021	168,576	282,251
2022	180,706	273,950
2023	183,742	265,197
2024	189,480	256,591
2025 - 2029	1,085,177	1,139,361
2030 - 2034	1,257,982	858,027
2035 - 2039	1,214,935	562,105
2040 - 2044	973,495	303,031
2045 - 2049	731,820	101,741
Thereafter	173,312	8,548
	<u>\$ 6,331,038</u>	<u>4,340,287</u>

Long-term debt obligations of the individual discretely presented component units have been issued to purchase or construct facilities for University-related uses. For additional information regarding long-term debt obligations of the individual discretely presented component units, refer to their separately issued financial statements.

The Board of Trustees does not have a specified debt limit or debt margin, as noted in the University's Policy for Financing Activities. However, the Board finds it appropriate to establish the lowest cost debt financing programs for the University, and to use the limited debt capacity in the most prudent manner.

As of June 30, 2019, the Board had approved SRB and BANs that were authorized but unissued in the aggregate principal amount of \$2,026,108 for projects including academic, infrastructure, housing, and parking facilities. As of June 30, 2019, there are approximately \$470,840 of remaining authorized and unissued debt for the purpose of refunding certain bonds of the SPWB not previously refunded. The Board may issue all or a portion of these authorized bonds as well as other additional bonds for other new money projects or refunding purposes. The Board expects to authorize the issuance of additional Systemwide Revenue Bonds from time to time in the future. There is no limit on the amount of SRB that the Board may authorize.

(10) Long-Term Debt Refunding

In August 2018, the University issued SRB Series 2018A (Tax-Exempt), a portion of the proceeds was applied for a current refunding of SRB Series 2008A. The defeasance will reduce the University's total financing cost by approximately \$2,079 over the life of the refunded bonds. The economic gain (difference between net present values of the debt service payments on the old debt and new debt) from these transactions was approximately \$1,733. Accordingly, the refunded bonds have been considered defeased and, therefore, removed as a liability from the accompanying financial statements. The total par amount of bonds outstanding as of date of refunding totaled \$10,335. The entire outstanding balance was paid as of June 30, 2019.

CALIFORNIA STATE UNIVERSITY

Notes to Financial Statements

June 30, 2019

(In thousands)

(11) Long-Term Liabilities Activity

Long-term liabilities activity of the University for the year ended June 30, 2019 was as follows:

	<u>Beginning balance</u>	<u>Additions</u>	<u>Reductions</u>	<u>Ending balance</u>	<u>Current portion</u>
Accrued compensated absences	\$ 225,993	136,658	(122,689)	239,962	127,417
Capital lease obligations (note 8)	309,928	25,709	(20,315)	315,322	20,108
Long-term debt obligations (note 9):					
Systemwide revenue bonds	5,692,563	663,690	(144,920)	6,211,333	149,458
Bond anticipation notes	169,205	111,199	(170,745)	109,659	21,146
Other	12,813	—	(2,767)	10,046	1,209
	5,874,581	774,889	(318,432)	6,331,038	171,813
Unamortized net bond premium	576,084	76,471	(32,124)	620,431	—
Total long-term debt obligations	6,450,665	851,360	(350,556)	6,951,469	171,813
Total long-term liabilities	<u>\$ 6,986,586</u>	<u>1,013,727</u>	<u>(493,560)</u>	<u>7,506,753</u>	<u>319,338</u>

Long-term liabilities activity of the aggregated discretely presented component units of the University for the year ended June 30, 2019 was as follows:

	<u>Beginning balance</u>	<u>Additions</u>	<u>Reductions</u>	<u>Ending balance</u>	<u>Current portion</u>
Accrued compensated absences	\$ 20,978	14,043	(13,646)	21,375	15,310
Claims liability for losses					
and loss adjustment expenses	68,688	32,552	(40,794)	60,446	16,466
Capital lease obligations	248,932	128	(10,815)	238,245	11,944
Long-term debt obligations:					
Revenue bonds	20,710	—	(920)	19,790	970
Commercial paper, including principal rollovers	169,205	558,822	(618,368)	109,659	107,805
Notes payable	323,086	83,724	(58,560)	348,250	11,245
Other	73,591	241	(5,503)	68,329	5,197
	586,592	642,787	(683,351)	546,028	125,217
Unamortized net bond premium	27,431	14,502	(1,755)	40,178	—
Total long-term debt obligations	614,023	657,289	(685,106)	586,206	125,217
Total long-term liabilities	<u>\$ 952,621</u>	<u>704,012</u>	<u>(750,361)</u>	<u>906,272</u>	<u>168,937</u>

The University has entered into note agreements with certain discretely presented component units to finance existing and newly constructed facilities, using proceeds from issuance of SRB and BANs, for the discretely presented

CALIFORNIA STATE UNIVERSITY

Notes to Financial Statements

June 30, 2019

(In thousands)

component units amounting to \$348,250 included in notes payable and \$52,130 in other long-term debt obligations as of June 30, 2019.

The University has also entered into capital lease agreements with certain discretely presented component units using proceeds from issuance of SRB and BANS to lease existing and newly constructed facilities to the discretely presented component units amounting to \$210,092 as of June 30, 2019.

For additional information regarding the long-term liabilities of the individual discretely presented component units of the University, refer to their separately issued financial statements.

(12) Pension Plan

(a) Pension Plan Description

The University participates in the State's Public Employee's Retirement Fund A (PERF A). PERF A is comprised of agent multiple-employer plans, which includes the State. CalPERS acts as an investment and administrative agent for participating employers. State employees served by PERF A includes the University's Miscellaneous Tier 1 employees and Peace Officers and Firefighters.

(b) Benefits Provided

The plan also provides survivor, death, and disability benefits. Eligible employees are covered by the Public Employees' Medical and Hospital Care Act (PEMHCA) for medical benefits. The benefit provisions are established by the Public Employee's Retirement Law (PERL) and the Public Employees' Pension Reform Act of 2013 (PEPRA).

A full description of the pension plans regarding numbers of employees covered, benefit provision, assumptions, and membership information are listed in the June 30, 2017 State Annual Actuarial Valuation Report. Details of the benefits provided can be obtained in Appendix B of the actuarial valuation report.

In general, retirement benefits are based on a formula using member's years of service credit, age at retirement, and final compensation (average salary for a defined period of employment). Retirement formulas vary based on:

- Classification (e.g., miscellaneous or peace officers and firefighters)
- Membership category (pre-PEPRA and post-PEPRA); and
- Specific provisions in employees' contracts.

CalPERS issues a publicly available Actuarial Valuation Report and Comprehensive Annual Financial Report (CAFR) that includes financial statements and required supplementary information. Copies of the CalPERS Actuarial Valuation Report and CAFR may be obtained at www.CalPERS.ca.gov or from the California Public Employees' Retirement System Executive Office, 400 P Street, Sacramento, CA 95814.

(c) Pensionable Compensation

For the University, the plan acts as cost sharing multiple-employer defined-benefit pension plan, which provides a defined-benefit pension and postretirement program for substantially all eligible University employees. The University's proportion of the State's net pension liability was calculated based on its proportionate share of the State's pensionable compensation. The pensionable compensation has a measurement period of July 1, 2017 through June 30, 2018.

CALIFORNIA STATE UNIVERSITY

Notes to Financial Statements

June 30, 2019

(In thousands)

(d) Contributions

Section 20814(c) of the PERL requires that the employer contribution rates for all public employers be determined on an annual basis by the actuary and shall be effective on the July 1 following notice of a change in the rate. The total plan contributions are determined through the CalPERS' annual actuarial valuation process. The actuarially determined rate is the estimated amount necessary to finance the costs of benefits earned by employees during the year, with an additional amount to finance any unfunded accrued liability. The employer is required to contribute the difference between the actuarially determined rate and the contribution rate of employees. Employer contribution rates may change if plan contracts are amended. Payments made by the employer to satisfy contribution requirements that are identified by the pension plan terms as plan member contribution requirements are classified as plan member contributions.

For the measurement period ended June 30, 2018, the average State's active employee contribution rates for State Miscellaneous and Peace Officer and Firefighters Plans are 6.77% and 11.41% of annual payroll, respectively. For the measurement period ended June 30, 2017, the State's contribution rates for State Miscellaneous and Peace Officer and Firefighters Plans are 28.40% and 44.25% of annual payroll, respectively.

State Miscellaneous Plan members of the University are required to contribute 5% of their annual earnings in excess of \$513 per month to CalPERS. Effective January 1, 2013, all new University employees that are considered "new members" to CalPERS are required to contribute 50% of the normal cost for their category (e.g., State Miscellaneous Plan members contribute 7.25% of their annual earnings per month to CalPERS). The University is required to contribute at an actuarially determined rate.

State Peace Officers and Firefighters Plan members of the University are required to contribute 8% of their annual earnings in excess of \$238 per month to CalPERS. Effective January 1, 2013, all new University employees that are considered "new members" to CalPERS are required to contribute 50% of the normal cost for their category (e.g., State Peace Officers and Firefighters Plan members contribute 11% of their annual earnings per month to CalPERS). The University is required to contribute at an actuarially determined rate.

The contribution requirements of the plan members are established and may be amended by CalPERS. The contractual maximum contribution required for the University is determined by the annual CalPERS compensation limit(s), which are based on provisions of Assembly Bill (AB) 340 and the IRC 401(a) 17 limits. The University's contributions to CalPERS for the most recent three fiscal years ended June 30 were equal to the required contributions and were as follows:

	<u>University's contributions</u>	
Fiscal year ending June 30:		
2019	\$	928,987
2018		1,734,716
2017		757,170

In 2018, the State made a supplemental pension contribution of \$876,842 to CalPERS on behalf of the University as authorized by Government Code Section 20825. The University shall repay \$156,283 amount contributed through June 30, 2030, while the remainder was recognized as State appropriations, noncapital in 2018.

CALIFORNIA STATE UNIVERSITY

Notes to Financial Statements

June 30, 2019

(In thousands)

(e) *Actuarial Methods and Assumptions*

The total pension liability was measured as of June 30, 2018 (measurement date), by rolling forward the total pension liability determined by the June 30, 2017 actuarial valuation (valuation date), based on the following actuarial methods and assumptions:

Valuation date:	June 30, 2017
Actuarial cost method:	Entry age normal in accordance with the requirements of GASB Statement No. 68
Actuarial assumptions:	
Discount rate	7.15%
Inflation	2.50%
Salary increases	Varies by entry age and service
Investment rate of return	7.15%, net of pension plan investment expense but without reduction for administrative expenses including inflation
Mortality rate of return	Derived using CalPERS' membership data for all funds
Postretirement benefit increase:	Contract cost of living allowance up to 2.00% until purchasing power protection allowance floor on purchasing power applies; 2.50% thereafter

The mortality table used was developed based on CalPERS' specific data. The table includes 15 years of mortality improvements using Society of Actuaries Scale 90% of scale MP 2016. For more details on this table, please refer to the December 2017 CalPERS Experience Study and Review of Actuarial Assumptions report (Experience Study), based on CalPERS demographic data from 1997 to 2015. The Experience Study report can be obtained from www.CalPERS.ca.gov under Forms and Publications.

(f) *Discount Rate*

The discount rate used to measure the total pension liability was 7.15%. To determine whether the municipal bond rate should be used in the calculation of a discount rate for each plan, CalPERS stress-tested plans that would most likely result in a discount rate that would be different from the actuarially assumed discount rate. Based on the plans tested, none of the plan assets were exhausted. Therefore, the current 7.15% discount rate is appropriate and the use of the municipal bond rate calculation is not necessary. The long-term expected discount rate of 7.15% is applied to all plans in the PERF. The cash flows used in the testing were developed assuming that both members and employers will make their required contributions on time and as scheduled in all future years. The stress test result is presented in the GASB Crossover Testing Report, which can be obtained from www.CalPERS.ca.gov under GASB Statement No. 68 section.

(g) *Investment Rate of Return*

The long-term expected rate of return on pension plan investments of 7.15% was determined using a building-block method in which best-estimate ranges of expected future real rates of return (expected returns, net of pension plan investment expense, but without reduction for administrative expenses, and inflation) are developed for each major asset class.

In determining the long-term expected rate of return, CalPERS took into account both short-term and long-term market return expectations, as well as the expected pension fund cash flows. Taking into account historical returns of all the PERF's asset classes (which includes the agent plant and two cost-sharing plans), expected compound

CALIFORNIA STATE UNIVERSITY

Notes to Financial Statements

June 30, 2019

(In thousands)

(geometric) returns were calculated over the short term (first 10 years) and the long term (11– 60 years) using a building-block approach. Using the expected nominal returns for both short term and long term, the present value of benefits was calculated for each PERF fund. The expected rate of return was set by calculating the single equivalent expected return that arrived at the same present value of benefits for cash flows as the one calculated using both short-term and long-term returns. The expected rate of return was then set equivalent to the single equivalent rate calculated above and rounded down to the nearest one quarter of one percent.

The table below reflects long-term expected real rate of return by asset class. The rate of return was calculated using the capital market assumptions applied to determine the discount rate and asset allocation used to measure the total pension liability.

Asset class	Current target allocation %	Real return years 1–10 ¹ %	Real return years 11–60 ² %
Global equity	50	4.80	5.98
Fixed income	28	1.00	2.62
Inflation assets	0	0.77	1.81
Private equity	8	6.30	7.23
Real estate	13	3.75	4.93
Liquidity	1	0.00	(0.92)
Total	100		

¹ An expected inflation of 2% used for this period

² An expected inflation of 2.92% used for this period

(h) Sensitivity of the University's Proportionate Share of the Net Pension Liability to Changes in the Discount Rate

The following table presents the University's proportionate share of net pension liability of the State Miscellaneous and Peace Officers and Firefighters Plans (collectively the Plans) as of the measurement date, calculated using the discount rate of 7.15%, as well as what the net pension liability would be if it were calculated using a discount rate that is one-percentage point lower (6.15%) or one-percentage point higher (8.15%) than the current rate:

Plan	Discount rate -1% (6.15%)	Current discount rate (7.15%)	Discount rate + 1% (8.15%)
Miscellaneous Plan	\$ 10,852,766	7,570,177	4,819,309
Peace Officers and Firefighters Plan	240,703	163,074	99,482
Net pension liability	\$ 11,093,469	7,733,251	4,918,791

(i) Changes in Net Pension Liability

The University reported a liability of \$7,733,251 for its proportionate share of the State's net pension liability. The net pension liability was measured as of June 30, 2018, and the total pension liability used to calculate the net pension liability was determined based on an actuarial valuation as of June 30, 2017 rolled forward to the measurement date. The University's proportion of the State's net pension liability was calculated based on its

CALIFORNIA STATE UNIVERSITY

Notes to Financial Statements

June 30, 2019

(In thousands)

proportionate share of the State's pensionable compensation. The State considered this a practical, systematic, and rational approach. At measurement date June 30, 2018, the University's proportionate share of the total State net pension liability for the State Miscellaneous and Peace Officers and Firefighters Plans were 24.09757% and 1.17223%, respectively.

The following table presents the changes in net pension liability of the University recognized over the measurement period for the Plans:

	State Miscellaneous Plan	State Peace Officers and Firefighters Plan	Total
Balance at June 30, 2017 (measurement date)	\$ 8,723,068	176,894	8,899,962
Changes in proportionate share	81,105	2,035	83,140
Balance at June 30, 2017, adjusted	8,804,173	178,929	8,983,102
Changes recognized for the measurement period:			
Service cost	470,809	11,857	482,666
Interest on total pension liability	1,824,667	37,343	1,862,010
Recognized difference between expected and actual experience	107,413	4,151	111,564
Recognized changes of assumptions	(331,957)	(294)	(332,251)
Employee contributions	(209,746)	(4,943)	(214,689)
Employer contributions	(1,697,520)	(35,967)	(1,733,487)
Net investment income	(1,476,642)	(29,564)	(1,506,206)
Plan to plan resource movement	323	1	324
Administrative expenses	27,132	539	27,671
Other miscellaneous expense	51,524	1,023	52,547
Net changes	(1,233,997)	(15,854)	(1,249,851)
Balance at June 30, 2018 (measurement date)	\$ 7,570,176	163,075	7,733,251

(j) Pension Plan Fiduciary Net Position

The plan fiduciary net position disclosed in the GASB Statement No. 68 accounting valuation report may differ from the plan assets reported in the funding actuarial valuation report due to several reasons. For example, for the accounting valuations, CalPERS must keep items such as deficiency reserves and fiduciary self-insurance included as assets. These amounts are excluded for rate setting purposes in the funding actuarial valuation.

(k) Pension Expense, Deferred Outflows of Resources, and Deferred Inflows of Resources Related to Pension

The University recognized pension expense of \$1,256,584 for State Miscellaneous Plan and \$30,112 for State Peace Officers and Firefighters Plan, which were reported as benefits expense.

The following table presents deferred outflows and inflows of resources as of June 30, 2019. Deferred outflows and inflows of resources are recognized for the difference between expected and actual experience and changes in assumptions. Deferred outflows of resources are recognized for the University's retirement contributions made subsequent to the measurement date of June 30, 2018 which will be recognized as a reduction of the net pension

CALIFORNIA STATE UNIVERSITY

Notes to Financial Statements

June 30, 2019

(In thousands)

liability in the next measurement date. Net deferred outflows of resources are recognized for the aggregate difference (positive and negative) between projected and actual earnings on pension plan investments arising in different measurement periods. Net deferred outflows of resources are recognized for changes in the University's proportionate share of pensionable compensation.

	Deferred outflows of resources	Deferred inflows of resources
University's retirement contributions subsequent to the measurement date	\$ 928,987	—
Differences due to changes in assumptions	701,691	251,227
Net differences between projected and actual earnings on pension plan investments	79,471	—
Differences due to changes in proportionate share	207,813	—
Differences between expected and actual experience	85,356	54,809
Total	<u>\$ 2,003,318</u>	<u>306,036</u>

The deferred outflows of resources will be recognized as pension expense as follows:

(i) Schedule of Differences due to Changes in Assumptions

Measurement Period ended June 30	Initial differences*	Recognition period (year)	Increase in pension expense arising from the recognition of the effects of changes in assumptions (measurement dates)					
			2019	2020	2021	2022	Total	
Miscellaneous Plan:								
2017	\$ 1,365,745	4	\$ 341,436	341,436	—	—	682,872	
Peace Officers and Firefighters Plan:								
2017	30,580	5.2	5,881	5,881	5,881	1,176	18,819	
Increase in pension expense			\$ 347,317	347,317	5,881	1,176	701,691	

CALIFORNIA STATE UNIVERSITY

Notes to Financial Statements

June 30, 2019

(In thousands)

(ii) Schedule of Differences between Projected and Actual Earnings on Pension Plan Investments

Measurement Period ended June 30	Initial differences*	Recognition period (year)	Increase (decrease) in pension expense arising from the recognition of the differences between projected and actual earnings on pension plan investments (measurement dates)				
			2019	2020	2021	2022	Total
Miscellaneous Plan:							
2015	\$ 876,490	5	\$ 175,298	—	—	—	175,298
2016	1,152,642	5	230,529	230,529	—	—	461,058
2017	(636,487)	5	(127,297)	(127,297)	(127,297)	—	(381,891)
2018	(220,320)	5	(44,064)	(44,064)	(44,064)	(44,064)	(176,256)
Peace Officers and Firefighters Plan:							
2015	16,611	5	3,322	—	—	—	3,322
2016	22,191	5	4,438	4,438	—	—	8,876
2017	(12,398)	5	(2,480)	(2,480)	(2,480)	—	(7,440)
2018	(4,370)	5	(874)	(874)	(874)	(874)	(3,496)
Increase (decrease) in pension expense			\$ 238,872	60,252	(174,715)	(44,938)	79,471

(iii) Schedule of Changes in Proportionate Share

Measurement Period ended June 30	Initial differences*	Recognition period (year)	Increase in pension expense arising from the recognition of the effects of changes in proportionate share (measurement dates)				
			2019	2020	2021	2022	Total
Miscellaneous Plan:							
2016	\$ 7,628	4	\$ 1,907	—	—	—	1,907
2017	291,636	4	72,909	72,909	—	—	145,818
2018	69,770	4.1	17,017	17,017	17,017	1,702	52,753
Peace Officers and Firefighters Plan:							
2015	7,537	5.1	1,478	148	—	—	1,626
2016	10,242	5.2	1,970	1,970	391	—	4,331
2017	10	5.2	2	2	2	—	6
2018	1,713	5	343	343	343	343	1,372
Increase in pension expense			\$ 95,626	92,389	17,753	2,045	207,813

CALIFORNIA STATE UNIVERSITY

Notes to Financial Statements

June 30, 2019

(In thousands)

(iv) Schedule of Differences between Expected and Actual Experience

Measurement Period ended June 30	Initial differences*	Recognition period (year)	Increase in pension expense arising from the recognition of the effects of differences between expected and actual experience (measurement dates)					
			2019	2020	2021	2022	Total	
Miscellaneous Plan:								
2018	\$ 107,413	4.1	\$ 26,199	26,199	26,199	2,620	81,217	
Peace Officers and Firefighters Plan:								
2015	3,382	5.1	663	66	—	—	729	
2016	215	5.2	41	41	8	—	90	
2018	4,151	5	830	830	830	830	3,320	
Increase in pension expense			\$ 27,733	27,136	27,037	3,450	85,356	

The deferred inflows of resources will be recognized as pension expense as follows:

(v) Schedule of Differences between Expected and Actual Experience

Measurement Period ended June 30	Initial differences*	Recognition period (year)	Decrease in pension expense arising from the recognition of the differences between projected and actual earnings on pension plan investments (measurement dates)					
			2019	2020	2021	2022	Total	
Miscellaneous Plan:								
2016	\$ 24,430	4	\$ 6,108	—	—	—	6,108	
2017	93,268	4	23,317	23,317	—	—	46,634	
Peace Officers and Firefighters Plan:								
2017	3,359	5.2	646	646	646	129	2,067	
Decrease in pension expense			\$ 30,071	23,963	646	129	54,809	

(vi) Schedule of Differences due to Changes in Assumptions

Measurement Period ended June 30	Initial differences*	Recognition period (year)	Decrease in pension expense arising from the recognition of the effects of changes in assumptions (measurement dates)					
			2019	2020	2021	2022	Total	
Miscellaneous Plan:								
2018	\$ 331,957	4.1	\$ 80,965	80,965	80,965	8,096	250,991	
Peace Officers and Firefighters Plan:								
2018	295	5	59	59	59	59	236	
Decrease in pension expense			\$ 81,024	81,024	81,024	8,155	251,227	

*Adjusted for any changes in University's proportionate share

CALIFORNIA STATE UNIVERSITY

Notes to Financial Statements

June 30, 2019

(In thousands)

(13) Other Postemployment Benefits (OPEB)

(a) OPEB Plan Description

The State provides retiree health and dental benefits to annuitants of retirement systems through an agent multiple-employer defined benefit plan which operates as a single-employer defined benefit plan for the University. The design of health and dental benefit plans can be amended by CalPERS Board of Administration and the California Department of Human Resources (CalHR), respectively.

To be eligible for these benefits, first-tier plan annuitants must retire on or after age 50 with at least five years of service, and second-tier plan annuitants must retire on or after age 55 with at least 10 years of service. In addition, annuitants must retire within 120 days of separation from employment to be eligible to receive these benefits.

(b) Benefits Provided

For healthcare benefits, CalPERS offers Preferred Provider Organizations (PPOs), Health Maintenance Organizations (HMOs), and Exclusive Provider Organizations (EPOs) (limited to members in certain California counties). For dental benefits, a Dental Maintenance Organization (DMO) and dental indemnity plans are offered to the University's retirees. Health plans offered, covered benefits, monthly rates, and co-payments are determined by the CalPERS Board of Administration, which reviews health plan contracts annually. At measurement date, the count of retired and active employees covered by the benefit terms were:

	Headcount
Retirees elected to receive healthcare benefits	30,757
Active employees	47,995
Total	78,752

(c) Contributions

The contribution requirements of retirees and the State are established and may be amended by the State legislature. For healthcare benefits, the State makes a contribution toward the retiree's monthly health premiums, with the retirees covering the difference between the State's contribution and the actual healthcare premium amount. The State contribution is normally established through collective bargaining agreements. No retiree contribution is required for dental benefits.

For healthcare benefits, responsibility for funding the cost of the employer share of premiums is apportioned between the State and the University based on "billable" and "nonbillable" accounts. Billable accounts have special revenue sources such as fees, licenses, penalties, assessments, and interest, which offset the costs incurred by a State department during the year. The University reimburses the State for retiree's health benefit costs allocated to billable accounts but not for costs allocated to nonbillable accounts. The University is responsible for funding the costs of the billable accounts on a pay-as-you-go basis as part of the statewide general administrative costs charged to the University. The State is responsible for funding the cost of the employer share of healthcare premiums of retirees for all nonbillable accounts. Historically, the State has funded approximately 95% of the cost of the benefits.

The University is responsible for paying the cost of dental benefits for all University retirees using funds provided by the State through general fund appropriations. The University makes payments directly to Delta Dental for the

CALIFORNIA STATE UNIVERSITY

Notes to Financial Statements

June 30, 2019

(In thousands)

retiree's monthly dental premiums. The University is paying these benefits on a pay-as-you-go basis. The State's contribution to the retirees' health benefits are recorded as State appropriations, noncapital.

In addition to the explicit University contribution provided to retirees, there is an "implicit rate subsidy". The gross premium for retired members not eligible for Medicare who are charged a premium based on the experience of both active and retired members will be receiving a subsidy because the average healthcare costs of retired members is generally higher than the blended average costs of a group comprised of both active and retired members. The subsidy is referred to as the implicit rate subsidy. The implicit subsidy associated with the retiree health costs paid during the past year is also considered to be a contribution from the University.

(d) *Actuarial Methods and Assumptions*

Projections of benefits for financial reporting purposes are based on the substantive plan and include the types of benefits provided at the time of each valuation and the historical pattern of sharing benefit costs between the employer and plan members to that point. The actuarial methods and assumptions used are consistent with a long-term perspective and involve estimates of the value of reported benefits and assumptions about the probability of occurrence of events far into the future.

Significant actuarial methods and assumptions used to calculate the University's total OPEB liability were:

Valuation date:	June 30, 2018
Actuarial cost method:	Entry Age Normal Actuarial Cost Method and the blended discount rates in accordance with the requirements of GASB Statement No. 75
Actuarial assumptions:	
Discount rate	3.62%
Price inflation	2.50%
Wage inflation	2.75%
Healthcare-related:	Based on an experience review for the period July 1, 2007 to June 30, 2014, performed by State Actuary, which were first adopted beginning with the June 30, 2015 actuarial valuation. Assumptions were updated based on experience through June 30, 2017
Healthcare trend rate:	
Pre-Medicare cost trend rate	7.5%, graded down to an ultimate 4.5% over 6 years
Post-Medicare cost trend rate	8.0%, graded down to an ultimate 4.5% over 7 years
Participation rate	On average approximately 95% of all eligible retirees elect healthcare coverage
Per capita claim costs	A retiree healthcare actuarial valuation depends on the retired member's expected healthcare claim at a given age indexed for healthcare inflation
Pension-related:	Assumptions were updated based on the December 2017 Experience Study conducted by CalPERS which includes rates of decrement, salary increase rates, and economic assumptions. Assumptions were first adopted beginning with the June 30, 2018, actuarial valuation

The mortality table used was developed based on CalPERS' specific data. The table includes 15 years of mortality improvements using Society of Actuaries Scale 90% of scale MP 2016. For more details on this table, please refer to the December 2017 CalPERS Experience Study and Review of Actuarial Assumptions report (Experience

CALIFORNIA STATE UNIVERSITY

Notes to Financial Statements

June 30, 2019

(In thousands)

Study), based on CalPERS demographic data from 1997 to 2015. The Experience Study report can be obtained from www.CalPERS.ca.gov under Forms and Publications.

(e) *Sensitivity of the University's Total OPEB Liability to Changes in the Healthcare Cost Trend Rate*

One of the key assumptions influencing costs is the assumed growth or trend in healthcare costs. The healthcare trend assumption for OPEB actuarial valuations spans over the lifetime of a covered retiree, which could extend to over 30 years. This is in contrast to the short-term healthcare inflation used to develop premiums for the next fiscal year. This long-term healthcare assumption is by far the most difficult to set.

The following table presents the University's total OPEB liability as of the measurement date, calculated using the ultimate trend rate of 4.50%, as well as what the total OPEB liability would be if it were calculated using a trend rate that is one-percentage point lower (3.5%) or one-percentage point higher (5.5%) than the current rate:

	Trend rate -1% (3.5%)	Current trend rate (4.5%)	Trend rate + 1% (5.5%)
Total OPEB liability	\$ 11,525,389	13,128,996	15,171,779

(f) *Discount Rate*

The discount rate used to estimate the total OPEB liability as of measurement dates June 30, 2018 and 2017 was 3.62% and 3.56%, respectively. The discount rates were based on Fidelity Index's 20-Year Municipal GO AA Index since the University has no plan assets sufficient to make benefit payments.

(g) *Sensitivity of the University's Total OPEB Liability to Changes in the Discount Rate*

The following table presents the University's total OPEB liability as of the measurement date, calculated using the discount rate of 3.62%, as well as what the total other postemployment benefits liability would be if it were calculated using a discount rate that is one-percentage point lower (2.62%) or one-percentage point higher (4.62%) than the current rate:

	Discount rate -1% (2.62%)	Current discount rate (3.62%)	Discount rate + 1% (4.62%)
Total OPEB liability	\$ 15,372,355	13,128,996	11,329,989

CALIFORNIA STATE UNIVERSITY

Notes to Financial Statements

June 30, 2019

(In thousands)

(h) Changes in Total OPEB Liability

The following table presents the changes in total OPEB liability of the University recognized over the measurement period:

Balance at June 30, 2017 (Measurement Date)	\$ 13,918,525
Changes recognized for the measurement period:	
Service cost	680,934
Interest on total OPEB liability	513,512
Recognized changes of assumptions	(519,714)
Differences between expected and actual experience (non-investment)	(1,111,239)
Employer contribution	(353,022)
Net changes	(789,529)
Balance at June 30, 2018 (Measurement Date)	<u>\$ 13,128,996</u>

(i) OPEB Expense, Deferred Outflows of Resources, and Deferred Inflows of Resources Related to OPEB

The University recognized OPEB expense of \$721,167 which was reported as benefits expense.

The following table presents deferred outflows and inflows of resources. Deferred outflows of resources are recognized for the University's retirement contributions made subsequent to the measurement date of June 30, 2018 which will be recognized as a reduction of total OPEB liability on the subsequent measurement date. The deferred inflows of resources are recognized for the change in assumptions.

	Deferred outflows of resources	Deferred inflows of resources
University's contributions subsequent to the measurement date	\$ 362,261	—
Differences due to changes in assumptions	—	1,625,833
Differences between expected and actual experience (non-investment)	—	956,271
Total	<u>\$ 362,261</u>	<u>2,582,104</u>

The University's contributions subsequent to the measurement date includes \$326,113 contributed by the State on behalf of the University as authorized by Government Code Section 22871. The State's contributions are recognized as State appropriations, noncapital.

The deferred inflows of resources due to changes in assumptions will be recognized as OPEB expense as follows:

Decrease in OPEB expenses arising from changes of assumptions (measurement dates)										
Measurement Period ended June 30	Initial difference	Recognition period (year)	2020	2021	2022	2023	2024	2025	2026	Total
2017	\$ 1,663,194	6.84	\$ 242,299	242,299	242,299	242,299	209,400	—	—	1,178,596
2018	519,714	7.17	72,477	72,477	72,477	72,477	72,477	72,477	12,375	447,237
Decrease in OPEB expenses			<u>\$ 314,776</u>	<u>314,776</u>	<u>314,776</u>	<u>314,776</u>	<u>281,877</u>	<u>72,477</u>	<u>12,375</u>	<u>1,625,833</u>

CALIFORNIA STATE UNIVERSITY

Notes to Financial Statements

June 30, 2019

(In thousands)

Decrease in OPEB expenses arising from differences between expected and actual experience (non-investment) (measurement dates)										
Measurement Period ended June 30	Initial difference	Recognition period (year)	2020	2021	2022	2023	2024	2025	2026	Total
2018	\$ 1,111,239	7.17	\$ 154,968	154,968	154,968	154,968	154,968	154,968	26,463	956,271
Decrease in OPEB expenses			<u>\$ 154,968</u>	<u>154,968</u>	<u>154,968</u>	<u>154,968</u>	<u>154,968</u>	<u>154,968</u>	<u>26,463</u>	<u>956,271</u>

(14) Deferred Outflows and Inflows of Resources

The composition of deferred outflows and inflows of resources at June 30, 2019 is summarized as follows:

	Deferred outflows of resources	Deferred inflows of resources
Related to:		
Net pension liability (note 12)	\$ 2,003,318	306,036
Total other postemployment benefits liability (note 13)	362,260	2,582,104
Unamortized loss on SRB debt refunding	91,210	—
Total	<u>\$ 2,456,788</u>	<u>2,888,140</u>

(15) Claims Liability for Losses and Loss Adjustment Expenses

The University and certain auxiliary organizations have established the CSURMA, a discretely presented component unit of the University, to centrally manage workers' compensation, general liability, industrial and nonindustrial disability, unemployment insurance coverage, and other risk-related programs. The claims liability included in the discretely presented component unit column reflects the estimated ultimate cost of settling claims related to events that have occurred on or before June 30, 2019. The liability includes estimated amounts that will be required for future payments of claims that have been reported and claims related to events that have occurred but have not yet been reported. The liability is also reduced by estimated amounts recoverable from the reinsurer that are related to the liabilities for unpaid claims and claim adjustment expenses. The liability is estimated through an actuarial calculation using individual case basis valuations and statistical analyses. Although considerable variability is inherent in such estimates, management believes that the liability is a reasonable estimate at June 30, 2019.

The information of the change in claims liability for losses and loss adjustment expenses may be obtained from the separate financial statements issued for CSURMA.

(16) Commitments and Contingencies

The State is a defendant in multiple lawsuits involving University matters not covered by the CSURMA as discussed in note 15. Management of the University is of the opinion that the liabilities, if any, arising from litigation will not have a material effect on the financial position of the University.

Federal grant programs are subject to review by the grantor agencies, which could result in requests for reimbursement to grantor agencies for disallowed expenditures. Management believes that it has adhered to the terms of its grants and

CALIFORNIA STATE UNIVERSITY

Notes to Financial Statements

June 30, 2019

(In thousands)

that any disallowed expenditures resulting from such reviews would not have a material effect on the financial position of the University.

Authorized but unexpended costs for construction projects as of June 30, 2019 totaled \$1,005,007. These expenditures will be funded primarily by State appropriations and bond proceeds.

In order to secure access to electricity used for normal operation, the University participates in forward purchase contract of electricity operated by Shell Energy North America. The University's obligations under these special purchase arrangements require it to purchase an estimated total of \$14,768 of electricity at fixed prices through December 2020. The University estimates that the special purchase contract in place represent approximately 10.82% of its total annual electricity expenses.

(17) Classification of Operating Expenses

The University has elected to report operating expenses by functional classification in the Statement of Revenues, Expenses, and Changes in Net Position, and to provide the natural classification of those expenses as an additional disclosure. For the year ended June 30, 2019, operating expenses by natural classification consisted of the following:

	Salaries	Benefits	Scholarships and fellowships expense	Supplies and other services	Depreciation and amortization	Total operating expenses
Instruction	\$ 1,947,517	1,448,746	—	218,376	—	3,614,639
Research	29,221	29,323	—	22,036	—	80,580
Public service	30,025	25,071	—	16,774	—	71,870
Academic support	442,503	391,521	—	208,732	—	1,042,756
Student services	469,099	373,524	—	240,874	—	1,083,497
Institutional support	456,017	318,716	—	246,312	—	1,021,045
Operation and maintenance of plant	258,977	241,781	—	391,638	—	892,396
Student grants and scholarships	—	—	915,286	—	—	915,286
Auxiliary enterprise expenses	89,172	83,872	—	267,310	—	440,354
Depreciation and amortization	—	—	—	—	521,100	521,100
Total	\$ 3,722,531	2,912,554	915,286	1,612,052	521,100	9,683,523

(18) Transactions with Related Entities

The University is an agency of the State and receives approximately 43% of total revenues through state appropriations. State appropriations allocated to the University aggregated \$4,137,542 for the year ended June 30, 2019. State appropriations receivable is \$55,191 at June 30, 2019.

State appropriations allocated to the University for the year ended June 30, 2019 consisted of the following:

CALIFORNIA STATE UNIVERSITY

Notes to Financial Statements

June 30, 2019

(In thousands)

	2019
State appropriations, noncapital	\$ 3,776,457
State's contribution on behalf of the University for OPEB	326,113
State appropriations, capital	34,972
Total state appropriations	<u>\$ 4,137,542</u>

(19) Subsequent Events

The following information describes significant events that occurred subsequent to June 30, 2019, but prior to the date of the auditors' report.

- *SRB Issuance*

In August 2019, the University issued \$449,430 of SRB Series 2019A (Tax Exempt) and \$81,335 of SRB Series 2019B (Taxable). The new bonds were issued to fund various capital projects, redeem maturing BANs, refund outstanding SRB Series 2010A bonds, and pay related issuance costs.

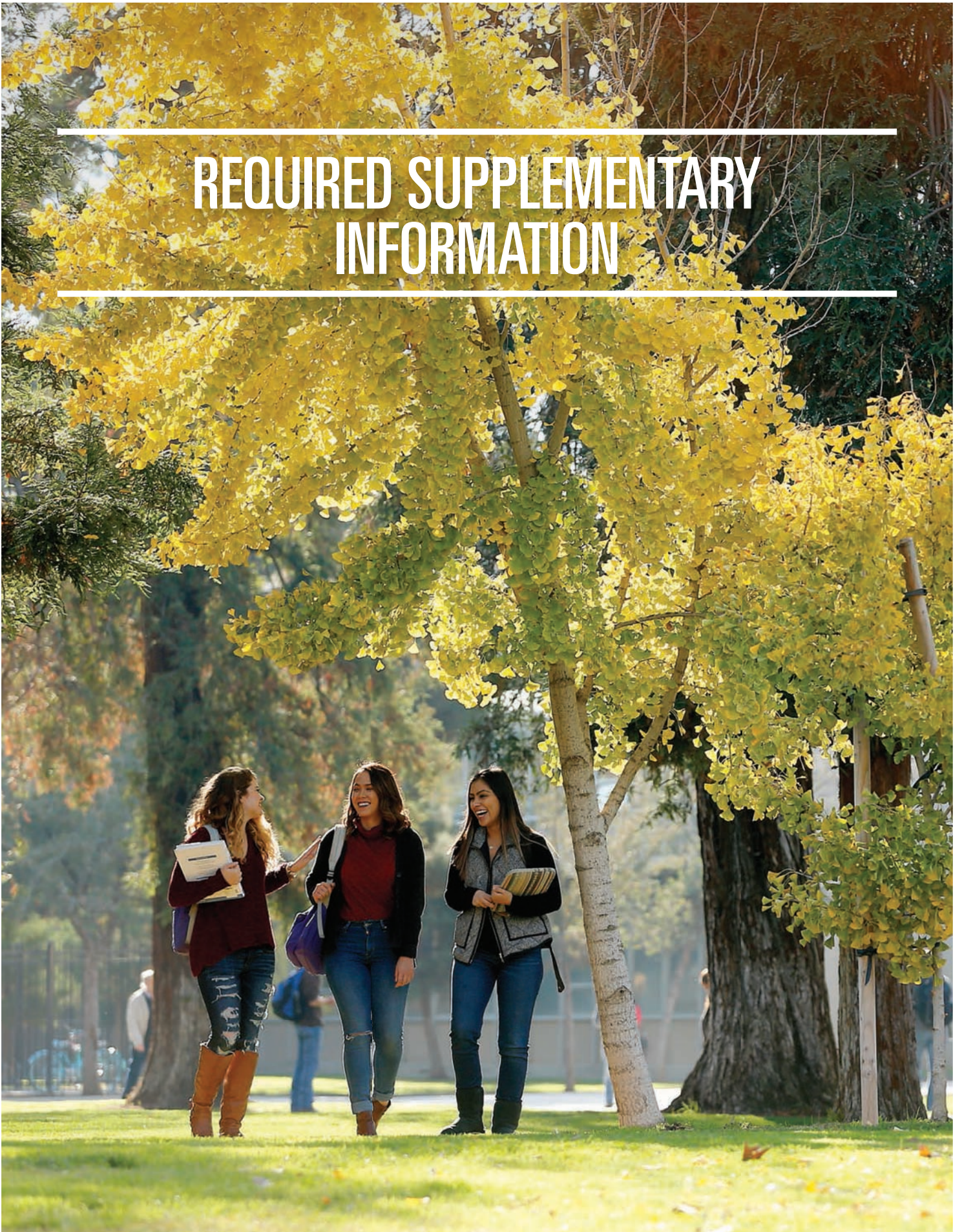
- *BAN Issuance*

In September 2019, the University issued \$43,255 of BANs for the San Diego State University Aztec Recreation Center expansion.

In October 2019, \$43,345 of BANs were issued for the Long Beach Housing expansion - Parkside North project and \$30,000 for the San Jose State University South Campus Parking Structure and Sports Field Facility Project.

In November 2019, the University issued \$98,300 of BANs for the Capital Outlay Program and Five-Year Facilities Renewal and Improvement Plan.

REQUIRED SUPPLEMENTARY INFORMATION



CALIFORNIA STATE UNIVERSITY

Schedule of University's Proportionate Share of the Net Pension Liability and Related Ratios

June 30, 2019

(Unaudited)

(In thousands)

Last Ten Fiscal Years⁽¹⁾

State of California Miscellaneous Plan	2018 ⁽²⁾	2017 ⁽²⁾	2016 ⁽²⁾	2015 ⁽²⁾	2014 ⁽²⁾
University's proportion of the net pension liability	24.09757%	23.87558%	22.87662%	22.84970%	22.72891%
University's proportionate share of the net pension liability	\$ 7,570,176	8,723,068	7,575,326	6,453,200	5,411,439
University's proportionate share of covered payroll	\$ 2,900,140	2,780,552	2,567,251	2,407,821	2,209,786
University's proportionate share of the net pension liability as a percentage of covered payroll	261.02795%	313.71711%	295.07539%	268.00996%	244.88521%
Plan fiduciary net position as a percentage of the total pension liability	71.82994%	66.41644%	66.81100%	70.68274%	74.17418%

State of California Peace Officers and Firefighters Plan

University's proportion of the net pension liability	1.17223%	1.15890%	1.15882%	1.07094%	1.00623%
University's proportionate share of the net pension liability	\$ 163,075	176,894	158,599	124,994	102,216
University's proportionate share of covered payroll	\$ 41,153	38,632	37,528	33,341	30,160
University's proportionate share of the net pension liability as a percentage of covered payroll	396.26516%	457.89066%	422.61507%	374.89140%	338.91247%
Plan fiduciary net position as a percentage of the total pension liability	70.53476%	65.89199%	66.09678%	69.61241%	72.18915%

⁽¹⁾ The University implemented GASB Statement No. 68 effective July 1, 2014, therefore, no information is available for the measurement periods prior to June 30, 2014.

⁽²⁾ The date in the column heading represents the end of the measurement period of the net pension liability, which is one year prior to the reporting period.

See accompanying independent auditors' report.

CALIFORNIA STATE UNIVERSITY

Schedule of Employer Contributions Related to Pension

Year ended June 30, 2019

(Unaudited)

(In thousands)

Last Ten Fiscal Years ⁽¹⁾

State of California Miscellaneous Plan

	2019	2018	2017	2016	2015
Actuarially determined contribution	\$ 902,330	836,450	737,766	641,710	588,353
Contributions in relation to the actuarially determined contributions	(909,834)	(839,367)	(740,571)	(644,679)	(589,385)
Contribution excess	<u>\$ (7,504)</u>	<u>(2,917)</u>	<u>(2,805)</u>	<u>(2,969)</u>	<u>(1,032)</u>
University's covered payroll	\$ 3,079,834	2,953,043	2,768,770	2,559,878	2,431,410
Contributions as a percentage of covered payroll	29.54166%	28.42380%	26.74729%	25.18397%	24.24046%

State of California Peace Officers and Firefighters Plan

Actuarially determined contribution	\$ 18,374	17,762	15,858	14,027	11,737
Contributions in relation to the actuarially determined contributions	(19,153)	(18,442)	(16,600)	(14,647)	(13,610)
Contribution excess	<u>\$ (779)</u>	<u>(680)</u>	<u>(742)</u>	<u>(620)</u>	<u>(1,873)</u>
University's covered payroll	\$ 42,022	41,696	39,372	37,568	33,363
Contributions as a percentage of covered payroll	45.57851%	44.22966%	42.16194%	38.98797%	40.79369%

⁽¹⁾ The University implemented GASB Statement No. 68 effective July 1, 2014, therefore, no information is available for the measurement periods prior to June 30, 2014.

Schedule 2

CALIFORNIA STATE UNIVERSITY

Schedule of Employer Contributions Related to Pensions

Year ended June 30, 2019

(Unaudited)

Notes to required supplementary information schedule for the most recent fiscal year presented:

Valuation date	Actuarially calculated contribution rates are calculated as of July 1, two years prior to the end of the fiscal year in which contributions are reported.
Methods and assumption used to determine contribution rates:	
Actuarial cost method	Entry age normal in accordance with the requirement of GASB Statement No. 68.
Amortization method/period	For details, see June 30, 2017 Funding Valuation Report.
Asset valuation method	Actuarial Value of Assets. For details, see June 30, 2017 Funding Valuation Report.
Inflation	2.625%
Salary increases	Varies by entry age and service
Payroll growth	2.875%
Investment rate of return	7.25% net of pension plan investment and administrative expenses; includes inflation.
Retirement age	The probabilities of retirement are based on the 2017 CalPERS Experience Study for the period from 1997 to 2015.
Mortality	The probabilities of retirement are based on 15 years of mortality improvements using the Society of Actuaries 90% of Scale MP 2016. For more details, please refer to the 2017 CalPERS Experience Study and Review of Actuarial Assumptions report.
Significant factors affecting contribution rates	For details, see June 30, 2017 Funding Valuation Report.

See accompanying independent auditors' report.

CALIFORNIA STATE UNIVERSITY

Schedule of University's Total Other Postemployment Benefits Liability and Related Ratios

June 30, 2019

(Unaudited)

(In thousands)

Last Ten Fiscal Years ⁽¹⁾

	2018 ⁽²⁾	2017 ⁽²⁾
University's total other postemployment benefits liability at beginning of the year	\$ 13,918,525	14,683,420
Changes recognized for the measurement period:		
Service cost	680,934	795,696
Interest on total other postemployment benefits liability	513,512	436,431
Recognized changes of assumptions	(519,714)	(1,663,194)
Recognized differences between Expected and Actual Experience (Non-Investment)	(1,111,239)	—
Employer contributions	(353,022)	(333,828)
Net changes	(789,529)	(764,895)
University's total other postemployment benefits liability at end of the year	\$ 13,128,996	13,918,525
University's covered payroll	\$ 3,121,856	2,994,739
University's total other postemployment benefits liability as a percentage of covered payroll	420.55098%	464.76588%

⁽¹⁾ The University implemented GASB Statement No. 75 effective July 1, 2017, therefore, no information is available for the measurement periods prior to June 30, 2017.

⁽²⁾ The date in the column heading represents the end of the measurement period of the total OPEB liability, which is one year prior to the reporting period.

See accompanying independent auditors' report.

CALIFORNIA STATE UNIVERSITY

Schedule of Employer Contributions Related to Other Postemployment Benefits

Year ended June 30, 2019

(Unaudited)

(In thousands)

Last Ten Fiscal Years ⁽¹⁾

	2019	2018
Actuarially determined contributions	\$ 743,648	754,550
Contributions in relation to the actuarially determined contributions	(362,260)	(349,487)
Contribution deficiency	\$ 381,388	405,063
University's covered payroll	\$ 3,121,856	2,994,739
Contributions as a percentage of covered payroll	11.60399%	11.67003%

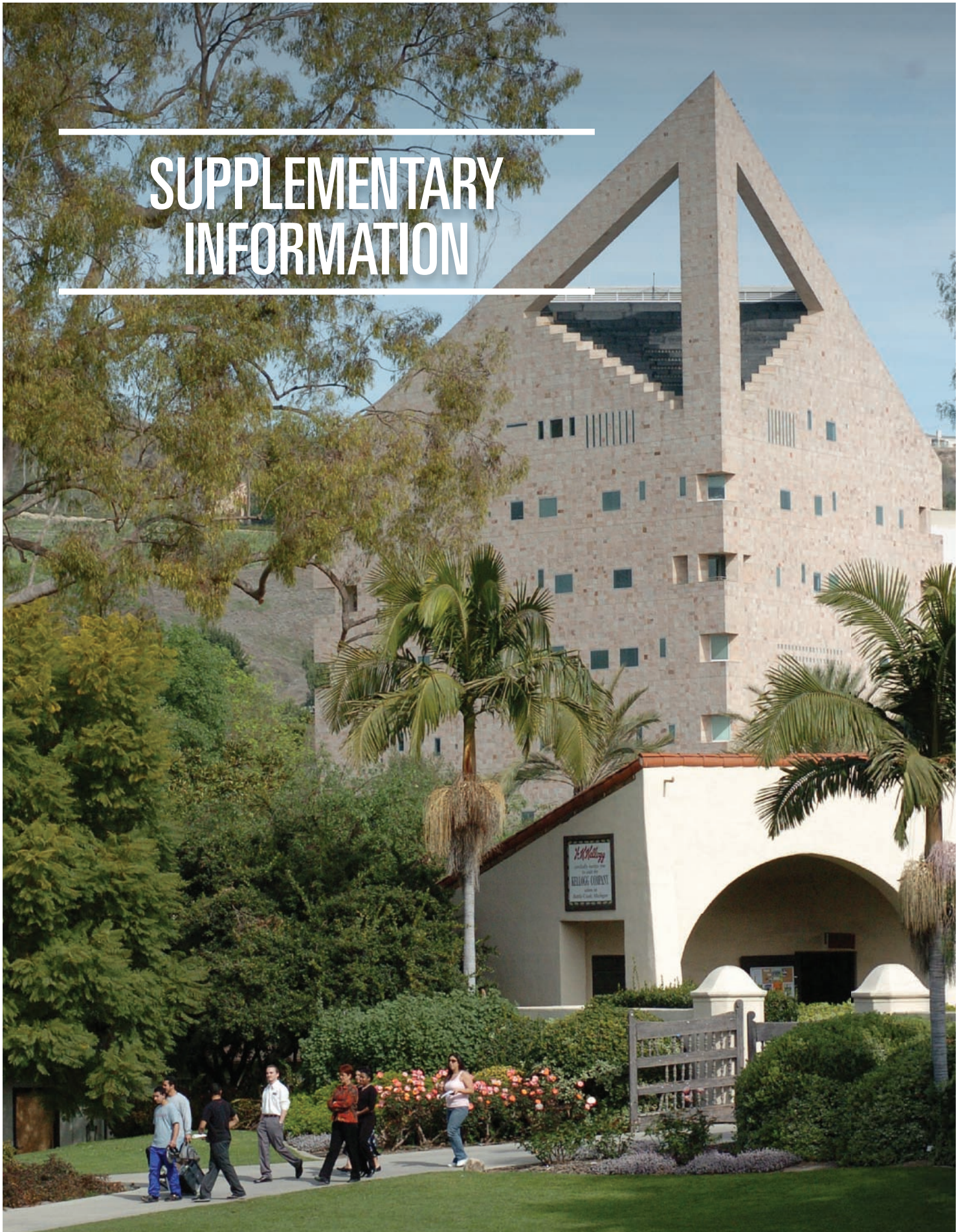
Notes to required supplementary information schedule for the most recent fiscal year presented:

Valuation date	Actuarially calculated contribution rates are calculated as of July 1, one year prior to the end of the fiscal year in which contributions are reported.
Methods and assumption used to determine actuarially determined contributions:	
Actuarial cost method	Entry Age Normal Actuarial Cost Method and the blended discount rates as required by GASB Statements No. 74 and 75. The Normal Cost and Actuarial Accrued Liability for purpose of calculating the Actuarially Determined Contribution were developed using the Entry Age Normal Actuarial Cost Method and a full-funding discount rate of 7.00 percent.
Inflation	2.5%
Payroll growth	2.75%
Retirement age	The probabilities of retirement are based on the 2017 CalPERS Experience Study for the period from 1997 to 2015.
Mortality	The mortality assumptions are based on mortality rates resulting from the most recent CalPERS Experience Study adopted by the CalPERS Board. For purposes of the mortality rates, the revised rates include 15 years of projected ongoing mortality improvement using 90 percent of Scale MP 2016 published by the Society of Actuaries.

⁽¹⁾ The University implemented GASB Statement No. 75 effective July 1, 2017, therefore, no information is available for the measurement periods prior to June 30, 2017.

See accompanying independent auditors' report.

SUPPLEMENTARY INFORMATION



Schedule 5

CALIFORNIA STATE UNIVERSITY

Systemwide Revenue Bond Program's Net Income Available for Debt Service

Year ended June 30, 2019

(In thousands)

Gross revenues:

Tuition fees	\$	3,353,956
Student housing		546,895
Student unions/recreation centers		253,990
Parking		128,644
Health centers		10,719
Extended and continuing education		412,537
Auxiliary organizations ¹		611,924
Other related entity ²		7,070
Total gross revenues		5,325,735

Maintenance and operation expenses³:

Academic facilities		313,261
Student housing		343,334
Student unions/recreation centers		121,464
Parking		76,105
Health centers		6,079
Extended and continuing education		408,998
Auxiliary organizations ¹		493,907
Total maintenance and operation expenses		1,763,148
Net income available for debt service	\$	3,562,587

Debt service:

Systemwide revenue bonds debt	\$	382,001
Designated auxiliary organizations debt		2,010
Total debt service	\$	384,011

The purpose of this schedule is to meet bond reporting covenants covering the operations of the projects showing the gross revenues and maintenance and operation expenses for the fiscal year ended.

- (1) This included gross revenues and maintenance and operation expenses of 17 auxiliary organizations that have financed with SRB through lease or loan arrangements. This excludes research grants and contracts activity and restricted gifts. Gross revenues under the SRB Indenture are a smaller amount derived from payments under certain leases or with the Board of Trustees.
- (2) This includes gross revenues derived from leases with California State University, Channel Islands Site Authority which are used solely to pay debt service. The maintenance and operation expenses are excluded as these are not paid by the pledged gross revenues.
- (3) Maintenance and operation expenses for the year ended June 30, 2019 include extraordinary maintenance and repair projects, which are generally paid from existing program fund balances of \$105,836, other postemployment benefits expense of \$46,532 pursuant to GASB Statement No. 75, and pension expense of \$52,187 pursuant to GASB Statement No. 68.

See accompanying independent auditors' report.

CALIFORNIA STATE UNIVERSITY

Systemwide Revenue Bond Program's Residence and Dining Halls Operating Data by Campus ⁽¹⁾

Year ended June 30, 2019

(Unaudited)

	(In thousands)					Operational capacity ⁽²⁾	Average number of spaces occupied	% of spaces occupied ⁽³⁾
	Operating and other revenues	Operating expenditures	Excess of revenues over expenditures	Design capacity				
California State University, Bakersfield	\$ 5,276	\$ 4,337	\$ 939	578	562	364	65%	
California State University Channel Islands	17,187	9,787	7,400	1,529	1,683	1,529	91	
California State University, Chico	24,110	17,879	6,231	2,235	2,256	2,171	96	
California State University, Dominguez Hills	5,257	3,637	1,620	712	712	687	96	
California State University, East Bay	13,280	9,697	3,583	1,296	1,666	1,632	98	
California State University, Fullerton	29,836	17,028	12,808	1,918	2,039	1,960	96	
Humboldt State University	15,605	10,071	5,534	2,049	2,075	1,967	95	
California State University, Long Beach	23,205	17,589	5,616	1,826	2,050	1,952	95	
California State University, Los Angeles	10,036	6,722	3,314	1,069	1,061	1,017	96	
California State University Maritime Academy	10,666	9,070	1,596	992	992	722	73	
California State University, Northridge	27,800	14,925	12,875	3,595	3,271	3,171	97	
California State Polytechnic University, Pomona	27,662	10,526	17,136	2,440	2,468	2,410	98	
California State University, Sacramento	25,865	20,640	5,225	2,088	2,128	2,086	98	
California State University, San Bernardino	11,505	11,475	30	1,950	1,852	1,044	56	
San Diego State University	62,696	40,823	21,873	3,721	4,798	4,306	90	
San Francisco State University	62,676	18,313	44,363	3,825	3,911	3,859	99	
San José State University	60,503	35,964	24,539	3,939	4,059	3,906	96	
California Polytechnic State University, San Luis Obispo	69,112	35,512	33,600	7,755	8,144	7,556	93	
Sonoma State University	30,104	17,854	12,249	3,146	3,286	2,917	89	
California State University, Stanislaus	5,145	5,847	(701)	460	472	459	97	
	\$ 537,526	\$ 317,696	\$ 219,830	47,123	49,485	45,715	92%	
California State University, Office of the Chancellor (Systemwide Office)	—	3	(3)					
Interest income	8,482	—	8,482					
Total	\$ 546,008	\$ 317,699	\$ 228,309					

CALIFORNIA STATE UNIVERSITY

Systemwide Revenue Bond Program's Residence and Dining Halls Operating Data by Campus ⁽¹⁾

Year ended June 30, 2019

(Unaudited)

(In thousands)

	Average annual rates per academic year ⁽⁴⁾					
	Residence Halls			Apartments		
	Single	Double	Suite	Single	Double	Suite
California State University, Bakersfield	\$ 12	10	—	—	—	—
California State University Channel Islands	11	10	—	13	11	—
California State University, Chico	9	8	—	9	8	—
California State University, Dominguez Hills	—	—	—	7	10	—
California State University, East Bay	—	—	9	11	9	—
California State University, Fullerton	—	12	—	13	10	—
Humboldt State University	8	6	—	8	6	—
California State University, Long Beach	9	8	—	—	—	—
California State University, Los Angeles	—	—	—	10	8	—
California State University Maritime Academy	8	6	—	—	—	—
California State University, Northridge	—	—	7	12	7	—
California State Polytechnic University, Pomona	11	10	13	—	—	—
California State University, Sacramento	8	7	—	9	8	9
California State University, San Bernardino	8	7	—	9	—	11
San Diego State University	13	11	—	10	8	—
San Francisco State University	—	9	10	13	10	—
San José State University	10	9	—	14	11	—
California Polytechnic State University, San Luis Obispo	—	8	—	10	9	—
Sonoma State University	9	7	—	11	8	—
California State University, Stanislaus	8	—	—	8	7	—
Average annual rates	\$ 6	6	2	8	7	1

⁽¹⁾ Housing facilities at the Fresno, Monterey Bay, and San Marcos campuses are operated by Auxiliary Organizations.⁽²⁾ This column reflects capacity adjusted for increase or decrease in permanent conversions and temporary adjustments.⁽³⁾ Percentage of spaces occupied is based on Operational Capacity. In certain cases, percentage occupancy by Design Capacity is over 100%.⁽⁴⁾ This section primarily reflects an average of the more traditional rates to students. Each campus has different rates depending on accommodations, such as super doubles, cluster occupancy, etc.⁽⁵⁾ The operational capacity does not include 423 apartment units, of which 417 units were occupied by students, faculty, and staff. The annual rates for the one-bedroom, two-bedroom, or three-bedroom units (not bed spaces) vary between \$1 and \$4.

See accompanying independent auditors' report.

CALIFORNIA STATE UNIVERSITY

Systemwide Revenue Bond Program's Statement of Insurance Coverage

Year ended June 30, 2019

(Unaudited)

(In thousands)

Expiration date ⁽¹⁾	Insurance Coverage	Coverage Limit	Insurance Company	Policy number
Property Insurance:				
July 1, 2019	CSU Master Property Policy, "All Risk" Building, Equipment, Rental Income (excluding earthquake)	\$1,000,000 per occurrence	Alliant Property Insurance Program	017471590/05
July 1, 2019	CSU Master Property Policy, Boiler & Machinery	100,000	Alliant Property Insurance Program	017471590/05
General Liability Insurance:				
July 1, 2019	Bodily Injury & Property Damage Liability (Primary)	5,000	CSU Risk Management Authority (self-insured portion)	CSURMA-LIAB-1819
July 1, 2019	Bodily Injury & Property Damage Liability (Reinsurance)	5,000	Multiple	Multiple
July 1, 2019	Bodily Injury & Property Damage Liability (Reinsurance)	5,000	Ironshore Indemnity	000541308
July 1, 2019	Bodily Injury & Property Damage Liability (Reinsurance)	10,000	Multiple	Multiple
July 1, 2019	Bodily Injury & Property Damage Liability (Excess)	5,000	Great American	1827346
July 1, 2019	Bodily Injury & Property Damage Liability (Excess)	5,000	Brit Syndicate	PEXS1012518
July 1, 2019	Bodily Injury & Property Damage Liability (Excess)	5,000	Peleus	2902082-01
July 1, 2019	Bodily Injury & Property Damage Liability (Excess)	15,000	Gemini	CEX09600368-05
July 1, 2019	Bodily Injury & Property Damage Liability (Excess)	50,000	Multiple	Multiple
July 1, 2019	Bodily Injury & Property Damage Liability (Excess)	50,000	Multiple	Multiple
July 1, 2019	Bodily Injury & Property Damage Liability (Excess)	50,000	XL Catlin	IE00018836L18A
July 1, 2019	Bodily Injury & Property Damage Liability (Excess)	100,000	Multiple	Multiple
Workers' Compensation and Employer's Liability Insurance:				
July 1, 2019	Workers' Compensation and Employer's Liability	California Workers' Compensation Statutes	CSAC Excess Insurance Authority	EIA-PE 18 EWC-143
July 1, 2019	Workers' Compensation and Employer's Liability	2,500	Safety National Casualty Corporation	SP 4058381

⁽¹⁾ Additional insurance policies are maintained for the period from July 1, 2019 through July 1, 2020. These policies provide the same coverage indicated above.

See accompanying independent auditors' report.



CSU The California State University

401 Golden Shore, Long Beach, CA 90802

www.calstate.edu

APPENDIX D

SUMMARY OF CERTAIN PROVISIONS OF THE INDENTURE

The following is a brief summary of certain provisions contained in the Indenture and is not to be considered as a full statement thereof. Reference is made to the Indenture for full details of the terms of the Systemwide Revenue Bonds, the application of Gross Revenues and the security provisions.

CERTAIN DEFINED TERMS

The terms defined below are among those used in the Indenture. The definitions set forth below are intended to generally restate the corresponding definitions in the Indenture unless the context hereof requires otherwise. Because of these contextual variations, the definitions set forth below are not necessarily either definitive or comprehensive for purposes of interpreting the Indenture and are therefore qualified in their entirety by reference to the Indenture for such purposes.

“Act” means The State University Revenue Bond Act of 1947, codified at California Education Code Sections 90010 and following, as in force on the date of the initial execution and delivery of the Indenture and as it may thereafter be amended from time to time.

“Additional Bonds” means Bonds issued pursuant to a Supplemental Indenture.

“Aggregate Debt Service” means, as of any date of calculation and with respect to any period, the sum of amounts of Debt Service for the Indebtedness specified in the Indenture for such period.

“Balloon Indebtedness” means Indebtedness or Designated Auxiliary Debt having an original maturity greater than one year or renewable at the option of the Board for a period of greater than one year from the date of original incurrence or issuance thereof, 25% or more of the original principal of which becomes due (either by maturity or mandatory redemption) or may be tendered for purchase or payment at the option of the holder during any period of 12 consecutive months, which portion of the principal is not required by the documents governing such Indebtedness or Designated Auxiliary Debt to be amortized below 25% by mandatory redemption prior to such date.

“Board” means the Trustees of the California State University, an agency of the State of California, its successors and assigns organized and existing under and by virtue of the laws of the State of California.

“Bond Payment Date” means each Interest Payment Date and Principal Payment Date.

“Bonds” means any or all of the Trustees of the California State University Systemwide Revenue Bonds authorized under and secured by the Indenture.

“Business Day” means any day of the year other than (i) a Saturday or Sunday, (ii) a State legal holiday, or (iii) any day on which Banks located in Sacramento, California, or the city in which any co-trustee or the relevant office of any paying agent or registrar is located, are required or authorized by law to remain closed, or, with respect to any Series of Bonds, as may be provided by Supplemental Indenture.

“Code” means the Internal Revenue Code of 1986, as amended.

“Continuing Disclosure Certificate” means that certain Continuing Disclosure Certificate executed and delivered by the Board on the date of issuance and delivery of the Series 2020B Bonds as originally executed and as it may be amended from time to time in accordance with the terms thereof.

“Debt Enhancement Agreement” means any loan agreement, revolving credit agreement, insurance contract, commitment to purchase, purchase or sale agreement, or commitments or other contracts or agreements, including, without limitation, interest rate agreements, including interest rate swap agreements, entered into by the Board in connection with the issuance, payment, sale, resale or exchange of any Indebtedness or Designated

Auxiliary Debt to enhance the security for or provide for the payment, prepayment or remarketing of such Indebtedness or Designated Auxiliary Debt and the interest thereon or to reduce or manage the interest thereon.

“Debt Service” means, when used with respect to any Indebtedness or Designated Auxiliary Debt, as of any date of calculation and with respect to any period, the sum of (1) the interest falling due on such Indebtedness or Designated Auxiliary Debt during such period (except to the extent that such interest is payable from the proceeds of such Indebtedness or Designated Auxiliary Debt or other moneys specifically set aside for such purpose), and (2) the principal (or mandatory sinking fund or installment purchase price or lease rental or similar) payments or deposits required with respect to such Indebtedness or Designated Auxiliary Debt during such period (except to the extent that such principal is payable from the proceeds of such Indebtedness or Designated Auxiliary Debt or other moneys specifically set aside for such purpose); computed on the assumption that no portion of such Indebtedness or Designated Auxiliary Debt shall cease to be outstanding during such period except by reason of the application of such scheduled payments; provided, however, that for purposes of such computation if any of the Indebtedness or Designated Auxiliary Debt is Balloon Indebtedness, the computation of Debt Service shall, at the option of the Board, assume that such Balloon Indebtedness is to be amortized over thirty (30) years beginning on the date of maturity of such Balloon Indebtedness or such earlier date as may be specified by the Board, assuming level debt service and the rate of interest on such Balloon Indebtedness; and provided further that if interest on Indebtedness or Designated Auxiliary Debt is payable pursuant to a variable interest rate formula, the interest rate on such Indebtedness or Designated Auxiliary Debt for periods when the actual interest rate cannot be yet determined shall be assumed to be equal to the greater of (a) the current interest rate calculated pursuant to the provisions of such agreement or, (b) if available, the daily average interest rate on such Indebtedness or Designated Auxiliary Debt during the preceding 36 months preceding the date of calculation or, (c) if such Indebtedness or Designated Auxiliary Debt has not been Outstanding for such 36-month period, such daily average interest rate on comparable debt of a state or political subdivision of a state which debt is then rated by a nationally recognized bond rating agency with a rating similar to the rating on such Indebtedness or Designated Auxiliary Debt; and provided further that if any such Indebtedness or Designated Auxiliary Debt is bearing interest at other than a fixed rate and the payments received and made by the Board under a Debt Enhancement Agreement with respect to such Indebtedness or Designated Auxiliary Debt is expected to produce a fixed rate to be paid by the Board, then such Indebtedness or Designated Auxiliary Debt shall be treated as bearing interest at such fixed rate.

“Defeasance Securities” means (i) moneys or noncallable securities of the category specified in clauses (1) or (2) of the definition of the term Investment Securities, or (ii) any other securities, provided that a Rating Agency has rated the defeased Bonds “AAA” or equivalent, without regard to any insurance policy or other credit enhancement securing payment of such defeased Bonds, or (iii) any other securities, with the written consent of the Credit Facility Provider.

“Designated Auxiliary Debt” means any bond, note, lease, installment purchase agreement or other obligation of a Designated Auxiliary Organization which is secured by a pledge of or lien upon Designated Auxiliary Revenues and which is designated in a Certificate of the Board filed with the Trustee; provided that such debt does not constitute Indebtedness under the Indenture.

“Designated Auxiliary Organization” means any duly qualified and recognized auxiliary organization of the Board designated in a Certificate of the Board filed with the Trustee.

“Designated Auxiliary Revenues” means any revenues, income, receipts, or other moneys of a Designated Auxiliary Organization which have been pledged to, or are subject to a lien securing the repayment of, Designated Auxiliary Debt and which are designated in a Certificate of the Board filed with the Trustee; provided that such revenues do not constitute Gross Revenues under the Indenture.

“Escrow Fund” means, individually or collectively, as the context shall require, each of the one or more escrow funds into which proceeds of the Series 2020B Bonds are deposited in order to provide for the defeasance and refunding of the Prior Bonds.

“Excluded Facilities” means any facilities which may be designated from time to time by the Board as Excluded Facilities in a Certificate of the Board which is filed with the Trustee.

“Fiscal Year” means the period beginning on July 1 of each year and ending on the succeeding June 30, or any other twelve-month period hereafter selected and designated as the official fiscal year of the Board.

“Gross Revenues” means (i) all income, including interest income on Gross Revenues, rentals, fees, rates, charges, insurance proceeds, condemnation proceeds and other moneys derived from the ownership or operation of the Projects, but excluding any refundable deposits, fines or forfeitures or operating revenues from student unions or student centers that are not mandatory student center fees, and (ii) any other revenues, receipts, income or other moneys from time to time designated by the Board for the payment of principal of and interest on the Bonds, in each case subject to the provisions of the Security Documents governing any Indebtedness secured by a Senior Lien.

“Gross Revenue Fund Depositories” means such banking, governmental, financial or other institutions (which may include the Trustee) as the Board shall designate from time to time as the depositories of the funds and accounts comprising the Gross Revenue Fund, all as set forth in a Certificate of the Board filed with the Trustee.

“Indebtedness” means any indebtedness or obligation of the Board which is: (1) secured by a pledge of or other encumbrance on Gross Revenues; and (2) is either (a) classified as a liability on a balance sheet in accordance with generally accepted accounting principles for colleges and universities; or (b) is a Debt Enhancement Agreement.

“Interest Payment Date” means, with respect to the Series 2020B Bonds, each May 1 and November 1, commencing November 1, 2020, until the principal and interest on all Series 2020B Bonds has been paid or payment has been duly provided for such amounts, and such other interest payment date or dates as may be specified in a Supplemental Indenture for a Series of Bonds. The Series 2020B Bonds shall bear interest at the rates per annum shown in the Official Statement based on a 360-day year consisting of twelve 30-day months.

“Investment Securities” means any of the following which at the time are legal investments under the laws of the State of California for moneys held under the Indenture and then proposed to be invested therein: (i) bonds or interest-bearing notes or obligations of the United States, or those for which the faith and credit of the United States are pledged for the payment of principal and interest; (ii) bonds or interest-bearing notes or obligations that are guaranteed as to principal and interest by a federal agency of the United States; (iii) bonds of the State of California or bonds for which the faith and credit of the State of California are pledged for the payment of principal and interest; (iv) bonds or warrants, including but not limited to revenue warrants, of any county, city, metropolitan water district, California water district, California water storage district, irrigation district in the State of California, municipal utility district or school district of the State of California; (v) bonds, consolidated bonds, collateral trust debentures, consolidated debentures or other obligations issued by general land banks or federal intermediate credit banks established under the Federal Farm Loan Act, as amended, debentures and consolidated debentures issued by the Central Bank for Cooperatives and banks for cooperatives established under the Farm Credit Act of 1933, as amended, bonds or debentures of the Federal Home Loan Bank Board established under the Federal Home Loan Bank Act, stock, bonds, debentures and other obligations of the Federal National Mortgage Association established under the National Housing Act, as amended, and the bonds of any federal home loan bank established under said act, obligations of the Federal Home Loan Mortgage Corporation, and bonds, notes and other obligations issued by the Tennessee Valley Authority under the Tennessee Valley Authority Act, as amended; (vi) commercial paper rated within the top rating designation by a nationally recognized rating agency and issued by corporations (1) organized and operating within the United States, (2) having total assets in excess of \$500,000,000 and (3) approved by the Pooled Money Investment Board, provided, however that eligible commercial paper may not exceed 180 days’ maturity, represent more than ten percent (10%) of the outstanding paper of an issuing corporation nor exceed thirty percent (30%) of the resources of an investment program, and that at the request of the Pooled Money Investment Board, such investment shall be secured by the issuer by depositing with the State Treasurer securities authorized by Section 53651 of the California Government Code of a market value of at least ten percent (10%) in excess of the amount of the State’s investment; (vii) bills of exchange or time drafts drawn on and accepted by a commercial bank the general obligations of which are rated within the top two rating categories by a nationally recognized rating agency, otherwise known as bankers acceptances, which are eligible for purchase by the Federal Reserve System; (viii) negotiable certificates of deposit issued by a nationally or state-chartered bank or savings and loan association or by a state-licensed branch of a foreign bank which, to the extent they are not insured by federal deposit insurance are issued by an institution the general obligations of which are rated in one of the top two rating categories by a nationally recognized rating agency; (ix) bonds, debentures and notes issued by corporations organized and operating within the United States which securities are rated in one of the top two rating categories by a nationally

recognized rating agency; (x) interest-bearing accounts in state or national banks or in state or federal savings and loan associations having principal offices in the State of California, the deposits of which shall be secured at all times and in the same manner as state moneys are by law required to be secured; (xi) deposits in the Surplus Money Investment Fund referred to in Section 15487 of the California Government Code; (xii) repurchase agreements or reverse repurchase agreements, as such terms are defined and pursuant to the terms of Section 16480.4 of the California Government Code; (xiii) collateralized or uncollateralized investment agreements or other contractual arrangements with corporations, financial institutions or national associations within the United States, provided that the senior long-term debt of such corporations, institutions or associations is rated within the top two rating categories by a nationally recognized rating agency; or (xiv) money market funds that invest solely in obligations described in clause (i) of this definition; or commercial paper rated within the top rating designation by a nationally recognized rating agency and issued by corporations (1) organized and operating within the United States, (2) having total assets in excess of \$500,000,000, and (3) approved by the Pooled Money Investment Board, provided, however, that eligible commercial paper may not exceed 180 days' maturity or represent more than ten percent (10%) of the outstanding paper of an issuing corporation, and at the request of the Pooled Money Investment Board, such investment shall be secured by the issuer by depositing with the State Treasurer securities authorized by Section 53651 of the California Government Code of a market value of at least ten percent (10%) in excess of the State's investment.

"Maintenance and Operation Expenses" means necessary operating expenses, maintenance charges, expenses of reasonable upkeep and extraordinary repairs, a properly allocated share of charges for insurance, direct or special administrative expenses directly chargeable to the Projects and all other expenses incident to the operation of the Projects, but shall not include interest, amortization and depreciation expense and other non-cash charges, nor any general administrative expenses of the Board or of the State.

"Mandatory Sinking Account Payment" means, with respect to Bonds of any Series and maturity, the amount required by the Indenture or any Supplemental Indenture to be paid by the Board on any single date for the retirement of Term Bonds of such Series and maturity.

"Net Income Available for Debt Service" means with respect to any period, the sum of: (1) the excess of Gross Revenues over Maintenance and Operation Expenses (before extraordinary items), determined in accordance with generally accepted accounting principles, each item determined in accordance with such generally accepted accounting principles, and excluding (a) any profits or losses on the sale or disposition, not in the ordinary course of business, of investments or fixed or capital assets relating to the Projects or resulting from the early extinguishment of Indebtedness or Designated Auxiliary Debt, (b) gifts, grants, bequests, donations and contributions, to the extent specifically restricted by the donor to a particular purpose inconsistent with their use for the payment of Debt Service, and (c) the net proceeds of insurance (other than business interruption insurance) and condemnation awards; plus (2) Designated Auxiliary Revenues.

"Parity Lien" means any pledge, lien, security interest, encumbrance or charge of any kind, on or in any Gross Revenues which is equal and ratable to the lien of the Indenture on or in such Gross Revenues; provided, that the Security Document creating such an equal and ratable lien provides that an Event of Default under the Indenture shall constitute and event of default under such Security Document.

"Principal Payment Date" means, for the Series 2020B Bonds, November 1, 2020 and each November 1 thereafter, until the principal on all Series 2020B Bonds has been paid or payment has been duly provided for such amounts, and such other principal payment date or dates as may be specified in a Supplemental Indenture for a Series of Bonds.

"Prior Bonds" means those certain prior Systemwide Revenue Bonds to be refunded with a portion of the proceeds of the Series 2020B Bonds, as described in "PLAN OF FINANCE – Refunding Plan" and Appendix H hereto.

"Projects" means, on any given date, all of the housing, parking, student union, student center, student health center and continuing education facilities owned or operated by the Board and any other facilities designated by the Board as Projects under the Indenture in a Certificate of the Board filed with the Trustee, except in all cases the Excluded Facilities.

“Record Date” means the fifteenth day of the month next preceding each Interest Payment Date or such other record date as may be established by a Supplemental Indenture with respect to a Series of Bonds.

“Security Documents” means all of the instruments, documents and agreements which, as of any date, have been executed and are then binding upon the Board in connection with any Senior Lien or Parity Lien or Subordinate Lien, including without limitation any indenture, trust agreement, loan agreement, credit agreement or security agreement.

“Senior Lien” means any pledge, lien, security interest, encumbrance or charge of any kind on or in any Gross Revenues which is senior in priority and superior to the lien of the Indenture on or in such Gross Revenues.

“Serial Bonds” shall mean the Bonds, falling due by their terms in specified years, for which no Mandatory Sinking Account Payments are provided.

“Series 2020B Term Bonds” means the Series 2020B Bonds, if any, payable at or before their specified maturity date or dates from Mandatory Sinking Account Payments established for that purpose and calculated to retire such Series 2020B Bonds on or before their specified maturity date or dates.

“Subordinate Lien” means any pledge, lien, security interest, encumbrance or charge of any kind on or in any Gross Revenues which is subordinate in priority and junior to the lien of the Indenture on or in such Gross Revenues.

“Supplemental Indenture” or “Indenture supplemental hereto” means any indenture hereafter duly authorized and entered into between the Board and the Trustee in accordance with the provisions of the Indenture.

“Tax Certificate” means the certificate signed by the Board on the date any Series of Bonds are issued relating to the requirements of the Code.

“Term Bonds” shall mean the Bonds, if any, payable at or before their specified maturity date or dates from Mandatory Sinking Account Payments established for that purpose and calculated to retire such Bonds on or before their specified maturity date or dates.

“Thirty-First Supplemental Indenture” means the Thirty-First Supplemental Indenture, dated as of February 1, 2020, by and between the Board and the Trustee, in respect of the Series 2020B Bonds.

“Trustee” means the State Treasurer, any agent of the State Treasurer as provided in the Indenture, or any successor as Trustee under the Indenture as provided in the Indenture.

Application of Proceeds of the Series 2020B Bonds

The Board shall deposit the proceeds from the sale of the Series 2020B Bonds in the State Treasury of the State to the credit of the Program Fund within the fund designated as the “California State University Dormitory Construction Fund,” which fund was created by Section 90073 of the Education Code of the State and is referred to as the “Program Fund.”

Proceeds from the sale of the Series 2020B Bonds shall be deposited in an account established within the Program Fund and designated as the “Series 2020B Project Account.” Immediately after the receipt of the proceeds from the sale of the Series 2020B Bonds, the Trustee, upon the order of the Controller of the State, and in accordance with the Certificate of the Board, shall withdraw certain moneys from the Series 2020B Project Account and deposit such moneys in separate accounts relating to the Series 2020B Bonds, including the Escrow Fund. Except as described in this section, the moneys remaining in the Series 2020B Project Account shall be used and applied solely to meet the costs of acquisition and construction of the Series 2020B Projects and expenses and costs incidental to the acquisition and construction of the Series 2020B Projects, including the repayment of the principal of and interest on any interim loan, bond anticipation notes or other financing of such costs, and costs and expenses incident to the issuance and sale of the Series 2020B Bonds (including transfer to any fund or funds from which advances have been made for any such costs and expenses, in repayment of such advances). Moneys shall be paid from the Series 2020B Project Account within the Program Fund upon claims filed by the Board with the Controller

of the State and after audit by the Controller of the State in the manner provided by law and upon warrants drawn by the Controller of the State. Any moneys remaining in the Series 2020B Project Account in the Program Fund after all applicable costs and expenses have been transferred shall be used for such other purposes permitted under the Act as the Board may determine.

Program Fund; Project Accounts; Series Project Accounts

The Board shall maintain the Program Fund with the Trustee and, if permitted by law, at such banking institution or other financial, governmental or other institutions as the Board may determine. To the extent required by the Act as determined by the Board, the Program Fund shall constitute an account within the California State University Dormitory Construction Fund required to be maintained under the Act.

With respect to the Series 2020B Bonds, the Board shall establish and maintain a separate account within the Program Fund designated as the "Series 2020B Project Account."

The Trustee shall be under no duty with respect to the use and application of moneys in the Program Fund and shall not be liable for the manner or method in which moneys withdrawn by the Board are in fact used and applied by the Board. Subject to certain conditions of the Indenture, the moneys deposited to the Program Fund may be invested by the Board in Investment Securities or any other lawful investment for funds of the Board. Subject to certain conditions of the Indenture, any moneys remaining in the Program Fund after completion of the Projects shall be promptly deposited to the Revenue Fund.

The amount initially deposited in the Series 2020B Project Account and any investment earnings thereon shall be held by the Trustee. The Board may establish and maintain a Costs of Issuance subaccount within the Series 2020B Project Account. Moneys in the Costs of Issuance subaccount of the Series 2020B Project Account shall be used and withdrawn by the Board to pay Costs of Issuance, the cost of acquisition or construction of the Series 2020B Projects, including reimbursements of any sums advanced by the Board for such purposes and refunding bond anticipation notes or other obligations incurred for such purposes, and to pay interest on the Series 2020B Bonds in such amounts and on such dates as may be determined by the Board. Notwithstanding any other provision of the Indenture, amounts in the Series 2020B Project Account may be invested in Investment Securities or any other lawful investment for funds of the Board.

Issuance of Additional Series of Bonds

In addition to the Series 2020B Bonds and other Outstanding Bonds, the Board may by Supplemental Indenture establish one or more other Series of Bonds, and the Board may issue, and the Trustee may authenticate and deliver to, or upon the Written Order of, the Board, Bonds of any Series so established, in such principal amount as shall be determined by the Board, subject to the requirements of the Indenture, and subject to the following specific conditions, which are made conditions precedent to the issuance of any such additional Series of Bonds:

(a) The Supplemental Indenture providing for the issuance of such Series shall specify the purposes for which such Series is being issued, which shall be one or more of the following: (1) to provide moneys needed to acquire, implement, install, construct or complete Projects, including reimbursements of any sums advanced by the Board for such purposes, by depositing into the Program Fund the proceeds of such Series to be so applied, (2) to refund all or part of the Bonds of any one or more Series then Outstanding, or (3) to provide moneys needed to refund all or part of any other Indebtedness or Designated Auxiliary Debt. Such Supplemental Indenture may, but is not required to, provide for the payment of expenses incidental to such purposes, including the costs of issuance of such Series, interest on Bonds of such series and, in the case of Bonds issued to refund other Bonds or Indebtedness or Designated Auxiliary Debt, expenses incident to calling, redeeming, paying or otherwise discharging the Bonds or Indebtedness or Designated Auxiliary Debt to be refunded.

(b) The Board shall be in full compliance with all covenants and undertakings set forth in the Indenture or any indenture supplemental hereto and with all covenants and undertakings in connection with any Bonds then Outstanding.

(c) Such additional Series of Bonds shall be equally and ratably secured with all other Bonds authorized in the Indenture, without preference or priority of any of the Bonds over any other Bonds, except as expressly provided in the Indenture.

(d) Such additional Series of Bonds shall satisfy the requirements for the issuance of Indebtedness secured by a Parity Lien provided in the Indenture.

(e) The aggregate principal amount of Bonds issued under the Indenture shall not exceed any limitation imposed by the Act or by any Supplemental Indenture.

Nothing contained in the Indenture shall prevent or be construed to prevent the Supplemental Indenture providing for the issuance of Additional Bonds from pledging or otherwise providing, in addition to the security given or intended to be given by the Indenture, additional security for the benefit of such Additional Bonds or the Bonds or any portion thereof.

Pledge and Assignment; Gross Revenue Fund; Revenue Fund

Subject only to the provisions of the Indenture permitting the application thereof for or to the purposes and on the terms and conditions set forth in the Indenture, the Board pledges to the Trustee to secure the payment of the principal of and interest on the Bonds in accordance with their terms and the provisions of the Indenture, all of the Gross Revenues, all of the proceeds of the Bonds and any other amounts held in any fund or account established pursuant to the Indenture, excluding the Rebate Fund. Said pledge shall constitute a lien on and security interest in such assets and shall attach and be valid and binding from and after delivery by the Trustee of the Bonds, without any physical delivery thereof or further act, against all parties having claims of any kind in tort, contract or otherwise against the Board or the Trustee, irrespective of whether the parties have notice thereof; provided, however, that the pledge of Gross Revenues set forth in this section shall in all respects be junior to any Indebtedness secured by a Senior Lien. As of April 20, 2016, the date of issuance of the Series 2016 Bonds, the Tuition Fee (previously known as the State University Fee), which is the basic enrollment charge paid by all students who attend CSU, was added to the pledge of Gross Revenues under the Indenture.

The Board agrees that, so long as any of the Bonds remain Outstanding, (i) all of the Gross Revenues not encumbered by any Senior Lien shall be deposited as soon as practicable upon receipt in a fund designated as the "Trustees of the California State University Systemwide Revenue Bonds Gross Revenue Fund" (the "Gross Revenue Fund") which the Board shall establish and maintain and (ii) funds equal to Gross Revenues encumbered by any Senior Lien shall be deposited in the Gross Revenue Fund at the earliest practicable time and to the extent such funds are available pursuant to the terms of the Security Documents evidencing such Senior Lien. To the extent Gross Revenues to be deposited in the Gross Revenue Fund pursuant to the immediately preceding sentence are encumbered by Indebtedness (other than Additional Bonds) secured by a Parity Lien, the Board agrees to allocate and deposit in the Gross Revenue Fund an amount of such Gross Revenues equal to the product of (A) such Gross Revenues multiplied by (B) a fraction, the numerator of which shall be (i) the proceeds of the Bonds, and the denominator of which shall be (ii) the sum of (x) the proceeds of the Bonds and (y) the proceeds of Indebtedness secured by a Parity Lien. Subject only to the provisions of the Indenture permitting the application thereof for the purposes and on the terms and conditions set forth in the Indenture, the Board grants a security interest to the Trustee in the Gross Revenue Fund to secure the payment of the principal of and interest on the Bonds outstanding and the pledge of Gross Revenues under the Indenture.

To the extent required by the Act, as determined by the Board, the Gross Revenue Fund shall constitute an account within the California State University Dormitory Revenue Fund required to be maintained under the Act.

Amounts in the Gross Revenue Fund may be used and withdrawn by the Board at any time for any lawful purpose (including any use required by a Security Document establishing a Senior Lien or Parity Lien), except as described in the Indenture. In the event of the occurrence of an Event of Default of which the Trustee has actual knowledge or has received written notice, the Trustee shall notify the Board and the Gross Revenue Fund Depositories of such delinquency, and the Board shall cause the Gross Revenue Fund Depositories to, and the Gross Revenue Fund Depositories shall, transfer the Gross Revenue Fund to the name and credit of the Trustee. All Gross Revenues shall continue to be deposited by the Board in the Gross Revenue Fund as described in the Indenture until all Events of Default known to the Trustee shall have been made good or cured or provision deemed by the Trustee

to be adequate shall have been made therefor, whereupon the Gross Revenue Fund shall be returned to the name and credit of the Board. During any period that the Gross Revenue Fund is held in the name and to the credit of the Trustee, the Trustee shall use and withdraw amounts in said fund first to pay fees, expenses and disbursements of the Trustee and its agents in the event such fees, disbursements or expenses have not otherwise been paid by the Board, second to the payment of Maintenance and Operation Expenses, and third to make the transfers and deposits required under the section "Allocation of Gross Revenues to Funds" below. The Trustee will make payments for Maintenance and Operation Expenses upon receipt from the Board of a Certificate stating the nature and amount of such expenses, and the person or persons to whom such expenses are payable, and certifying that such expenses constitute Maintenance and Operation Expenses properly payable from the Gross Revenue Fund. The Board agrees to execute and deliver all instruments as may be required to implement the Section. The Board further agrees that a failure to comply with the terms of this section shall cause irreparable harm to the owners from time to time of the Bonds and shall entitle the Trustee, with or without notice, to take immediate action to compel the specific performance of the obligations of the Board as described in this section.

On or before the fifteenth day of the month preceding any Bond Payment Date for so long as any of the Bonds remain Outstanding, the Board shall pay to the Trustee for deposit in a special fund designated as "Trustees of the California State University Systemwide Revenue Bonds Revenue Fund" (the "Revenue Fund"), which the Trustee shall establish, maintain and hold in trust, such amount as is required by the Trustee to make or cause the Board to make the transfers and deposits required on such dates under the section "Allocation of Gross Revenues to Funds" below (or to replenish the amounts required to be on deposit in any fund under the Indenture). Each transfer by the Board to the Trustee under the Indenture shall be in lawful money of the United States of America and paid to the Trustee at its Designated Office. All such moneys shall be promptly deposited by the Trustee upon receipt thereof in the Revenue Fund. All moneys deposited with the Trustee shall be held, disbursed, allocated and applied by the Trustee only as provided in the Indenture. If the Board fails to make timely payment of all amounts required to be made pursuant to this section, the Board shall promptly make such payments in full as soon as possible.

To the extent required by the Act, as determined by the Board, the Revenue Fund shall constitute an account within the California State University Dormitory Interest and Redemption Fund required to be maintained under the Act.

Allocation of Gross Revenues to Funds

The Trustee shall transfer or shall cause the Board to transfer from the Revenue Fund, and deposit into one or more of the following respective funds (each of which the Trustee shall establish and maintain and hold in trust, and each of which shall be disbursed and applied only as authorized in the Indenture), on or before the fifteenth day of each month preceding any Bond Payment Date, the following amounts, in the following order of priority, the requirements of each such fund (including the making up of any deficiencies in any such fund resulting from lack of Gross Revenues sufficient to make any earlier required deposit) at the time of deposit to be satisfied before any transfer is made to any fund subsequent in priority:

First: Into the Interest Fund, the amount, if any, needed to increase the amount in the Interest Fund to the aggregate amount of interest becoming due and payable on the Outstanding Bonds on the next succeeding Interest Payment Date (less the amounts, if any, to be paid from Capitalized Interest Accounts on such date).

Second: Into the Principal Fund, the amount, if any, needed to increase the amount in the Principal Fund to the aggregate amount of principal and Mandatory Sinking Account Payments becoming due and payable on the Outstanding Bonds on the next succeeding Principal Payment Date.

So long as no Event of Default has occurred and is continuing under the Indenture, the Trustee shall transfer, or shall cause the Board to transfer, any moneys remaining in the Revenue Fund on June 30 in each year which are not required for the payment of the Bonds (assuming for purposes of this sentence that the Board shall continue to make the deposits into the Revenue Fund at the times and in the amounts required under this section and the immediately preceding section) to the Board free and clear of the lien of the Indenture to be applied for any lawful purpose of the Board, and the Trustee shall have no obligation or duty to inquire or investigate how such moneys are being used.

Allocation of Interest Fund

All amounts in the Interest Fund shall be used and withdrawn by the Trustee solely for the purpose of paying the interest on the Bonds as it shall become due and payable (including accrued interest on any Bonds purchased or redeemed prior to maturity pursuant to the Indenture), and otherwise as described in the section “Investment of Moneys in Funds” below.

With respect to each Series of Bonds for which proceeds of the sale thereof are required to be set aside to pay interest on the Bonds, the Trustee (if so instructed by the Supplemental Indenture providing for the issuance of such Series) shall establish and maintain a separate account within the Interest Fund, designated as the “Series __ Capitalized Interest Account” (inserting therein the Series designation of such Bonds) (a “Capitalized Interest Account”). The Trustee shall transfer, or shall cause the Board to transfer, any moneys in a Capitalized Interest Account for deposit in the Interest Fund in the amounts and at the times specified in the Indenture or in the Supplemental Indenture providing for the issuance of such Series.

Application of Principal Fund

All amounts in the Principal Fund shall be used and withdrawn by the Trustee solely for the purposes of purchasing or redeeming or paying at maturity the Serial Bonds and the Term Bonds as described in this section, and otherwise as described in the section “Investment of Moneys in Funds” below.

The Trustee shall establish and maintain within the Principal Fund a separate account for the Term Bonds, if any, of each Series and maturity, designated as the “Series __ 20__ Sinking Account” (the “Sinking Account”), inserting therein the Series and maturity (if more than one such account is established for such Series) designation of such Bonds. On or before each November 1, commencing as specified in the Indenture or any Supplemental Indenture, the Trustee shall transfer or shall cause the Board to transfer the amount deposited in the Principal Fund pursuant to the section “Allocation of Gross Revenues to Funds” above, for the purpose of making a Mandatory Sinking Account Payment (if such deposit is required in such month) from the Principal Fund to the applicable Sinking Account. With respect to each Sinking Account, on each Mandatory Sinking Account Payment date established for such Sinking Account, the Trustee shall apply the Mandatory Sinking Account Payment required on that date to the redemption (or payment at maturity, as the case may be) of Term Bonds of the Series and maturity for which such Sinking Account was established, upon the notice and in the manner provided in the Indenture; provided that, at any time prior to giving such notice of such redemption, the Trustee shall apply moneys in such Sinking Account to the purchase of Term Bonds of such Series and maturity at public or private sale, as and when and at such prices (including brokerage and other charges, but excluding accrued interest, which is payable from the Interest Fund) as may be directed by the Board, except that the purchase price (excluding accrued interest) shall not exceed the redemption price that would be payable for such Bonds upon redemption by application of such Mandatory Sinking Account Payment. If, during the twelve-month period immediately preceding said Mandatory Sinking Account Payment date, the Trustee has purchased Term Bonds of such Series and maturity with moneys in such Sinking Account, or, during said period and prior to giving said notice of redemption, the Board has deposited Term Bonds of such Series and maturity with the Trustee, or Term Bonds of such Series and maturity were at any time purchased or redeemed by the Trustee from the Redemption Fund and allocable to said Mandatory Sinking Account Payment, such Bonds so purchased or deposited or redeemed shall be applied, to the extent of the full principal amount thereof, to reduce said Mandatory Sinking Account Payment. All Bonds purchased or deposited pursuant to this subsection shall be cancelled and delivered by the Trustee to or upon the Written Request of the Board. The Trustee shall withdraw, or shall cause the Board to withdraw, any amounts remaining in a Sinking Account when all of the Term Bonds for which such account was established are no longer outstanding and shall transfer, or cause the Board to transfer, such amounts to the Revenue Fund. Subject to a different allocation provided for in a Certificate of the Board filed with the Trustee, all Term Bonds purchased from a Sinking Account or deposited by the Board with the Trustee shall be allocated first to the next succeeding Mandatory Sinking Account Payment for such Series and maturity of Bonds, then pro rata to the remaining Mandatory Sinking Account Payments required for such Series and maturity of Bonds in proportion to the amount of such Mandatory Sinking Account Payments.

Establishment and Application of Redemption Fund

The Trustee shall establish and maintain within the Redemption Fund (which the Trustee shall establish, maintain and hold in trust) an Optional Redemption Account. All amounts deposited in the Optional Redemption Account shall be used and withdrawn by the Trustee solely for the purpose of redeeming Bonds Outstanding, in the manner and upon the terms and conditions specified in the Indenture, at the next succeeding date of redemption for which notice has not been given and at the redemption prices then applicable to redemptions from the Optional Redemption Account; provided that, at any time prior to giving such notice of redemption, the Trustee shall apply such amounts to the purchase of Bonds at public or private sale, as and when and at such prices (including brokerage and other charges, but excluding accrued interest, which is payable from the Interest Fund) as may be directed by the Board, except that the purchase price (exclusive of accrued interest) may not exceed the par value of such Bonds. Any Supplemental Indenture may provide for the establishment of such additional accounts or subaccounts within the Redemption Fund as may be applicable to the Series of Bonds authorized by such Supplemental Indenture. Subject to a different allocation provided for such subaccounts by Supplemental Indentures, all Term Bonds of any Series purchased or redeemed from the Redemption Fund shall be allocated to applicable Mandatory Sinking Account Payments pro rata to the Mandatory Sinking Account Payments required for such Series and maturity of Bonds in proportion to the amount of such Mandatory Sinking Account Payments.

The Trustee shall establish and maintain and hold in trust separate accounts for each maturity of Series 2020B Bonds which are Term Bonds (if any) (the "Series 2020B Sinking Accounts"). Moneys on deposit in such Sinking Accounts shall be applied to provide for the redemption of the applicable maturity of the Series 2020B Term Bonds, in accordance with the "Schedule of Mandatory Sinking Account Payments" contained in the Official Statement.

Investment of Moneys in Funds

All moneys in any of the funds and accounts established pursuant to the Indenture and held by the Trustee shall be invested by the Trustee in Investment Securities as directed by the Board. All moneys in any of the funds and accounts established pursuant to the Indenture and held by the Board shall be invested by the Board in any lawful investment for funds of the Board. All Investment Securities shall be purchased subject to the limitations described in the section "Particular Covenants of the Board of Trustees — Tax Covenants" below, to the limitations as to maturities in this section set forth and to such additional limitations or requirements, consistent with the foregoing, as may be established by Request of the Board (or a telephone request which is promptly confirmed by such Request of the Board). The Trustee shall only invest funds under the Indenture in accordance with directions from the Board and shall have no liability whatsoever with respect to the selection of such investments by the Board.

Investment Securities purchased as an investment of moneys in any fund or account established pursuant to the Indenture shall be credited to such fund or account, subject to the provisions of the immediately succeeding paragraph. Unless otherwise specified in a Supplemental Indenture, for the purpose of determining the amount in any such fund or account, all Investment Securities credited to such fund or account shall be valued at cost plus or minus accreted discount or amortized premium except that in the case of zero-coupons, Investment Securities shall be valued at cost. The moneys on deposit in the Interest Fund and the Principal Fund shall be invested in Investment Securities such that the principal of such Investment Securities at maturity shall be sufficient to pay the interest on and principal of the Bonds, respectively, payable from the Interest Fund and the Principal Fund, respectively, on the next succeeding Bond Payment Date.

Unless otherwise provided in the Indenture or in a Supplemental Indenture for a Series of Bonds issued pursuant to such Supplemental Indenture and except as described in the section "Rebate Fund" below, the Trustee shall (1) prior to completion of the acquisition and construction of the Projects, transfer, or cause to be transferred by the Board, all interest, profits and other income received from the investment of moneys in any fund or account established pursuant to the Indenture to the Board for deposit into the related Project Account within the Program Fund, and (2) after completion of the Projects, deposit, or cause the Board to deposit, in the Revenue Fund when received all such interest, profits and other income received from the investment of moneys in any fund or account established pursuant to the Indenture. Notwithstanding anything to the contrary contained in this paragraph, except as described in the section "Rebate Fund" below, an amount of interest received with respect to an Investment

Security equal to the amount of accrued interest, if any, paid as part of the purchase price of such Investment Security shall be credited to the fund or account from which such accrued interest was paid.

The Trustee may act as principal or agent in the making or disposing of any investment. The Trustee may sell at the best price reasonably obtainable or present for redemption, any Investment Security so purchased whenever it shall be necessary in order to provide moneys to meet any required payment, transfer, withdrawal or disbursement from the fund or account to which such Investment Security is credited, and the Trustee shall not be liable or responsible for any loss resulting from such investment. Investments in any and all funds and accounts may be commingled in a separate fund or funds for purposes of making, holding and disposing of investments, notwithstanding provisions in the Indenture for transfer to or holding in or to the credit of particular funds or accounts of amounts received or held by the Trustee under the Indenture, provided that the Trustee shall at all times account for such investments strictly in accordance with the funds and accounts to which they are credited and otherwise as provided in the Indenture.

Rebate Fund

The Trustee shall establish and maintain a fund separate from any other fund established and maintained under the Indenture designated the Rebate Fund. The Board shall cause to be deposited in the Rebate Fund the rebate requirement as provided in the Tax Certificate, if any, for each Series of Bonds. Subject to the provisions of this section, moneys held in the Rebate Fund are pledged to secure payments to the United States government, and the Board and the owners shall have no rights in or claim to such moneys. The Trustee shall invest all amounts held in the Rebate Fund pursuant to the Request of the Board.

Upon receipt of the rebate instructions required to be delivered to the Trustee by the Tax Certificate, the Trustee shall remit part or all of the balance held in the Rebate Fund to the United States government as so directed. In addition, if the rebate instructions so direct, the Trustee shall deposit moneys into or transfer moneys out of, or shall cause the Board to deposit moneys into or transfer moneys out of, the Rebate Fund from or into such accounts or funds as the rebate instructions direct.

The Trustee shall conclusively be deemed to have complied with the provisions of this section if it follows the directions of the Board set forth in the rebate instructions and shall not be required to take any actions thereunder in the absence of rebate instructions from the Board.

Notwithstanding any provisions of this section, if the Board shall provide to the Trustee an opinion of Bond Counsel that any specified action required under this section is no longer required or that some further or different action is required to maintain the exclusion of the interest on the Bonds from gross income for federal income tax purposes, the Trustee and the Board may conclusively rely on such opinion in complying with the requirements of this section, and the covenants under the Indenture shall be deemed to be modified to that extent.

Funds and Accounts and Subaccounts

The Trustee and the Board may from time to time establish such additional funds and accounts under the Indenture and such subfunds or subaccounts therein as the Trustee or the Board may determine to be necessary, appropriate or convenient for the purposes of administering the Gross Revenues or the proceeds of the Bonds or any other moneys related thereto.

Particular Covenants of the Board of Trustees

Additional Indebtedness.

The Board shall not issue or incur any Indebtedness secured by a Senior Lien.

So long as no Event of Default has occurred or is continuing under the Indenture, the Board may issue or incur Indebtedness secured by a Parity Lien if there is filed with the Trustee a Certificate of the Board confirming its expectation that, for the first full Fiscal Year following the date the Project financed or refinanced with the proceeds of such Indebtedness secured by a Parity Lien is placed in service, Net Income Available for Debt Service for such

Fiscal year shall be in an amount at least equal to Aggregate Debt Service for such Fiscal Year on all Indebtedness and Designated Auxiliary Debt.

Nothing in the Indenture shall limit the power of the Board to issue or incur (a) any Indebtedness secured by a Subordinate Lien; or (b) any Indebtedness which is not secured by any pledge, lien or encumbrance on Gross Revenues.

Power to Issue Bonds and Make Pledge and Assignment. The Board is duly authorized pursuant to the Act to issue the Bonds and to execute and deliver the Indenture and to pledge and assign the Gross Revenues and other assets purported to be pledged and assigned, respectively, under the Indenture in the manner and to the extent provided in the Indenture. The Bonds and the provisions of the Indenture are and will be the legal, valid and binding limited obligations of the Board in accordance with their terms, and the Board shall at all times, to the extent permitted by law, defend, preserve and protect said pledge and assignment of Gross Revenues and other assets and all the rights of the Bondholders under the Indenture against all claims and demands of all persons whomsoever.

Payment of Taxes and Claims. The Board or the Trustee shall, from time to time, but solely from Gross Revenues, duly pay and discharge, or cause to be paid and discharged, any property taxes, assessments or other governmental charges that may be lawfully imposed upon the Gross Revenues or other assets pledged or assigned under the Indenture, when the same shall become due, as well as any lawful claim which, if unpaid, might by law become a lien or charge upon the Gross Revenues or such other assets or which might impair the security of the Bonds.

Accounting Records and Financial Statements.

(a) The Board shall keep or cause to be kept proper books of record and account in which complete and accurate entries shall be made in accordance with industry standards of all transactions relating to the proceeds of Bonds, the Gross Revenues, and all funds and accounts established pursuant to the Indenture. Such books of record and account shall be available for inspection by the Trustee and by any Bondholder, or its agent or representative duly authorized in writing, during any Business Day at reasonable hours and under reasonable circumstances, including at least 24 hours notice.

(b) Not later than two hundred ten (210) days after the end of each Fiscal Year of the Board, commencing with the Fiscal Year ending June 30, 2020, the Board will furnish to the Trustee a detailed, certified report of audit, based on an examination sufficiently complete to comply with generally accepted auditing standards, prepared by an Independent Certified Public Accountant, covering the operations of the Projects for the Fiscal Year next preceding, and showing the Gross Revenues and expenses (by major classification) for such period. There shall also be included with each audit report a written opinion of the Independent Certified Public Accountant, to the effect that in making the examination necessary in connection with said audit, no knowledge of any default by the Board in the fulfillment of any of the terms, covenants, provisions and conditions of the Indenture, or any Supplemental Indenture, was obtained or, if said accountant shall have obtained knowledge of any such default, a statement of the default or defaults thus discovered and the nature thereof.

(c) Not later than two hundred ten (210) days after the end of each Fiscal Year of the Board, the Board shall also furnish to the Trustee a certified report of audit, prepared by an Independent Certified Public Accountant, reflecting the financial condition and record of operation of the Board.

Tax Covenants. The Board may provide in a Supplemental Indenture for a Series of Bonds that all or a portion of the provisions of the following sub-section shall not apply to such Series of Bonds. The Board has provided in the Thirty-First Supplemental Indenture that this sub-section regarding tax covenants does not apply to the Series 2020B Bonds.

The Board will not make any use of the proceeds of the tax-exempt Bonds or any other funds of the Board or of the Projects which will cause any tax-exempt Bond to be an “arbitrage bond” subject to federal income taxation by reason of Section 148 of the Code, or a “federally-guaranteed obligation” under Section 149(b) of the Code, or a “private activity bond” as described in Section 141 of the Code. To that end, the Board, with respect to such proceeds and such other funds and the Projects, will comply with all requirements of such sections of the Code

and all regulations of the United States Department of the Treasury issued thereunder to the extent that such requirements are, at the time, applicable and in effect.

The Board further covenants that it will not use or permit the use of the Projects by any person for a “private business use” within the meaning of Section 141(b) of the Code, in such manner or to such extent as would result in the inclusion of interest received on the tax-exempt Bonds in gross income for federal income tax purposes under Section 103 of the Code.

If at any time the Board is of the opinion that for purposes of this section it is necessary to restrict or limit the yield on or change in any way the investment of any moneys held by the Trustee or under the Indenture, the Board shall so instruct the Trustee or the appropriate officers of the Board in writing, and the Trustee or the appropriate officers of the Board, as the case may be, shall take such actions as may be necessary in accordance with such instructions.

In furtherance of the covenants of the Board set forth above, the Board will comply with the Tax Certificate and will cause the Trustee to comply with the Tax Certificate.

Compliance with Indenture, Contracts, Laws and Regulations. The Board shall faithfully observe and perform all the covenants, conditions and requirements of the Indenture, shall not issue any Bonds in any manner other than in accordance with the Indenture, and shall not suffer or permit any default to occur under the Indenture, or do or permit to be done, anything that might in any way weaken, diminish or impair the security intended to be given pursuant to the Indenture. Subject to the limitations end consistent with the covenants, conditions and requirements contained in the Indenture, the Board and the Trustee shall comply with the terms, covenants and provisions of all contracts concerning or affecting the application of proceeds of Bonds or the Gross Revenues.

Maintenance of Projects. The Board shall maintain the Projects in good condition and repair, such condition and repair to be comparable with that of similar types of properties. The Board may from time to time enter into leases of the Projects to a Person upon such terms and conditions as the Board may determine.

Insurance; Use of Insurance or Condemnation Proceeds. The Board shall maintain or cause to be maintained insurance or risk management programs of such type, in such amounts and against such risks as are appropriate, as determined by the Board, for facilities of similar size and nature as the Projects (and in any event as are consistent with the amounts and risks applicable to other similar properties of the Board), including, but not limited to, fire and extended coverage insurance, public liability insurance, workers’ compensation insurance and business interruption insurance, in the event and to the extent such insurance is customarily maintained by the Board for facilities of similar size and nature as the Projects. The Board shall pay as the same become due all premiums in respect thereto. In the event of any damage to, or destruction or condemnation of, any Project, the Board will promptly arrange for the application of the insurance proceeds or condemnation awards for the repair, reconstruction or replacement of the damaged, destroyed or taken portion thereof, or for the payment of Indebtedness or such other purpose as the Board may determine.

Rate Covenant. The Board shall set rates, charges, and fees for the Projects for the then current Fiscal Year so as to cause Net Income Available for Debt Service to be in an amount at least equal to Aggregate Debt Service for all Indebtedness and Designated Auxiliary Debt for such Fiscal Year.

Continuing Disclosure for the Series 2020B Bonds. The Board and the Trustee covenant and agree that they will comply with and carry out all of the provisions of the Continuing Disclosure Certificate. Notwithstanding any other provision of the Indenture, failure of the Board or the Treasurer to comply with the Continuing Disclosure Certificate shall not be considered an Event of Default; however, the Treasurer may (and, at the request of any Participating Underwriter (as defined in the Continuing Disclosure Certificate) or the holders of at least twenty-five percent (25%) aggregate principal amount of Outstanding Series 2020B Bonds shall) or any Bondholder or Beneficial Owner may take such actions as may be necessary and appropriate, including seeking mandate or specific performance by court order, to cause the Board or the Treasurer, as the case may be, to comply with its obligations under this section. For purposes of this section, “Beneficial Owner” means any person which has or shares the power, directly or indirectly, to make investment decisions concerning ownership of any Series 2020B Bonds (including persons holding Series 2020B Bonds through nominees, depositories or other intermediaries).

Events of Default

The following events shall be Events of Default under the Indenture:

- (a) default in the due and punctual payment of the principal of, or interest or redemption premium, if any, on, any Bond when due and payable;
- (b) default in the due and punctual payment of the principal of, or interest or redemption premium, if any, on, any Indebtedness secured by a Parity Lien when due and payable; or
- (c) default by the Board in the observance of any of the covenants, agreements or conditions on its part of the Indenture or in the Bonds contained, other than a default described in (a) or (b) above, and continuance of such default for a period of sixty (60) days after written notice thereof, specifying such default and requiring the same to be remedied, shall have been given to the Board by the Trustee, or to the Board and the Trustee by the Holders of not less than twenty-five percent (25%) in aggregate principal amount of the Bonds at the time Outstanding.

Acceleration of Maturities

If an Event of Default shall occur, then, and in each and every such case during the continuance of such Event of Default, the Trustee may, and at the request of the Holders of not less than a majority in aggregate principal amount of the Bonds at the time Outstanding shall, upon notice in writing to the Board, declare the principal of all of the Bonds then Outstanding, and the interest accrued thereon, to be due and payable immediately, and upon any such declaration the same shall become and shall be immediately due and payable, anything in the Indenture or in the Bonds contained to the contrary notwithstanding. The Trustee shall immediately give notice of such declaration to Bondholders, in the same manner that notices of redemption are given, specifying the date of such declaration, that as of the Business Day immediately following such declaration the Bonds shall cease to bear interest, and that all principal of and interest on the Bonds to the Business Day immediately following such declaration of acceleration shall be payable upon the surrender thereof at the Designated Office of the Trustee.

Application of Gross Revenues and Other Funds after Default

If an Event of Default shall occur, then, and in every such case during the continuance of such Event of Default, all Gross Revenues and any other moneys then held or thereafter received by the Trustee under any of the provisions of the Indenture shall be applied by the Trustee as follows and in the following order:

- (a) To the payment of any compensation and expenses as due to the Trustee under the Indenture;
- (b) To the payment of Maintenance and Operation Expenses, provided that the Trustee will make payments for Maintenance and Operation Expenses only upon receipt from the Board of a Certificate stating the nature and amount of such expenses, and the person or persons to whom such expenses are payable, and certifying that such expenses constitute Maintenance and Operation Expenses properly payable from the Gross Revenues; and
- (c) To the payment of the principal of and interest then due on the Bonds (upon presentation of the Bonds to be paid, any stamping thereon of the payment if only partially paid or surrender thereof if fully paid) subject to the provisions of the Indenture, as follows:
 - (i) Unless the principal of all of the Bonds shall have become or have been declared due and payable,

First: To the payment to the persons entitled thereto of all installments of interest then due in the order of the maturity of such installments, and, if the amount available shall not be sufficient to pay in full any installment or installments maturing on the same date, then to the payment thereof ratably, according to the amounts due thereon, to the persons entitled thereto, without any discrimination or preference; and

Second: To the payment to the persons entitled thereto of the unpaid principal of any Bonds which shall have become due, whether at maturity or by call for redemption, in the order of their due dates, with interest on the overdue principal at the rate borne by the respective Bonds, and, if the amount available shall not be sufficient to pay in full all the Bonds due on any date, together with such interest, then to the payment thereof ratably, according to the amounts of principal due on such date to the persons entitled thereto, without any discrimination or preference.

(ii) If the principal of all of the Bonds shall have become or have been declared due and payable, to the payment of the principal and interest then due and unpaid upon the Bonds, with interest on the overdue principal at the rate borne by the respective Bonds, and, if the amount available shall not be sufficient to pay in full the whole amount so due and unpaid, then to the payment thereof ratably, without preference or priority of principal over interest, or of interest over the principal, or of any installment of interest over any other installment of interest, or of any Bond over any other Bond, according to the amounts due respectively for principal and interest, to the persons entitled thereto without any discrimination or preference.

Modification of Indenture without Consent of Bondholders

The Board and the Trustee from time to time and at any time, subject to the conditions and restrictions contained in the Indenture, may enter into an indenture or indentures supplemental hereto, which indenture or indentures thereafter shall form a part of the Indenture, for any one or more or all of the following purposes:

(a) to add to the covenants and agreements of the Board contained in the Indenture, other covenants and agreements thereafter to be observed, or to surrender any right or power reserved in the Indenture to or conferred upon the Board;

(b) to evidence the succession of another governmental unit or entity, whether public or private, to the Board, or successive successions, and the assumption by such successor of the covenants and obligations of the Board contained in the Bonds and in the Indenture;

(c) to make such provisions for the purpose of curing any ambiguity, or of curing, correcting or supplementing any defective provision contained in the Indenture, or in regard to any matters or any questions arising under the Indenture, as the Board may deem necessary or desirable and not inconsistent with the Indenture, and which shall not materially adversely affect the interests of the Holders of the Bonds;

(d) to conform to the terms and conditions of the reimbursement agreements or loan agreements or similar documents relating to letters of credit, lines of credit, bond insurance policies, reserve fund surety bonds or policies, guarantees or similar undertakings for the Bonds provided by a Credit Facility Provider;

(e) to conform to the terms and conditions of the Security Documents evidencing a Parity Lien, provided such modification shall not materially adversely affect the interests of the Holders of the Bonds;

(f) to modify, amend or supplement the Indenture or any Supplemental Indenture in such manner as to permit the qualification thereof under the Trust Indenture Act of 1939 or any similar federal statute hereafter in effect, and, if the Board so determines, to add to the Indenture or any Supplemental Indenture such other terms, conditions and provisions as may be permitted by said Trust Indenture Act of 1939 or similar federal statute, and which shall not materially adversely affect the interests of the Holders of the Bonds;

(g) to provide procedures required to permit any Holder, at its option, to utilize an uncertificated system of registration of its Bonds;

(h) to provide for the procedures required to permit any Holder to separate the right to receive interest on the Bonds from the right to receive the principal thereof and to sell or dispose of such rights, as contemplated by Section 1286 of the Code; and

(i) if permitted under the Act, (1) to provide for the issuance of Bonds and the loan of the proceeds of such Bonds to a Designated Auxiliary Organization, which Bonds shall be repaid from Gross Revenues; or (2) to provide for the issuance of Bonds for the acquisition or construction of a Project to be leased or sold to a Designated Auxiliary Organization, which Bonds shall be repaid from Gross Revenues.

Any Supplemental Indenture authorized by the provisions of this section may be executed by the Board and the Trustee without the consent of the owners of any of the Bonds at the time Outstanding but the Trustee shall not be obligated to enter into any such Supplemental Indenture which affects the Trustee's own rights, duties or immunities under the Indenture or otherwise.

Modification of Indenture with Consent of Bondholders

With the consent of the owners of not less than sixty-six and two-thirds percent (66 2/3%) in aggregate principal amount of the Bonds at the time Outstanding, the Board and the Trustee may from time to time and at any time enter into an indenture or indentures supplemental hereto for the purpose of adding any provisions to, or changing in any manner, or eliminating any of the provisions of, the Indenture or of any Supplemental Indenture; provided, however, that no such Supplemental Indenture shall (1) extend the stated maturity of the Bonds or reduce the rate of interest thereon, or extend the time of payment of interest, or reduce the amount of the principal thereof, or reduce any premium payable on the redemption thereof, without the consent of the owner of each Bond so affected, (2) reduce the aforesaid percentage of owners of Bonds required to approve any such Supplemental Indenture, without the consent of the owners of all Bonds then Outstanding, or (3) modify any of the rights or obligations of the Trustee without his written assent thereto. Upon receipt by the Trustee of a Certificate of the Board authorizing the execution of any such Supplemental Indenture, and upon the filing with the Trustee of evidence of the consent of Bondholders, the Trustee shall join with the Board in the execution of such Supplemental Indenture.

It shall not be necessary for the consent of the Bondholders under this section to approve the particular form of any proposed Supplemental Indenture, but it shall be sufficient if such consent shall approve the substance thereof.

Effect of Supplemental Indenture

Upon the execution of any Supplemental Indenture pursuant to the provisions of the sections "Modification of Indenture without Consent of Bondholders" or "Modification of Indenture with Consent of Bondholders" above, the Indenture shall be and be deemed to be modified and amended in accordance therewith, and respective rights, duties and obligations under the Indenture of the Board, the Trustee and all owners of Bonds Outstanding shall thereafter be determined, exercised and endorsed under the Indenture subject in all respects to such modification and amendments, and all the terms and conditions of any such Supplemental Indenture shall be and be deemed to be part of the terms and conditions of the Indenture for any and all purposes.

Defeasance

Bonds may be paid by the Board in any of the following ways; provided that the Board also pays or causes to be paid any other sums payable under the Indenture by the Board and related to the Bonds:

- (a) by paying or causing to be paid the principal and interest on Outstanding Bonds; as and when the same become due and payable;
- (b) by depositing with the Trustee, in trust, at or before maturity, money or securities in the necessary amount (as provided in the Indenture) to pay or redeem Outstanding Bonds; or
- (c) by delivering to the Trustee, for cancellation by it, Outstanding Bonds.

If the Board shall pay all Bonds Outstanding and shall also pay or cause to be paid all other sums payable under the Indenture by the Board, then and in that case, at the election of the Board (evidenced by a Certificate of the Board, filed with the Trustee, signifying the intention of the Board to discharge all such indebtedness and the

Indenture), and notwithstanding that any Bonds shall not have been surrendered for payment, the Indenture and the pledge of Gross Revenues and other assets made under the Indenture and all covenants, agreements and other obligations of the Board under the Indenture shall cease, terminate, become void and be completely discharged and satisfied, except only as provided in the Indenture and except for the obligation of the Board to pay any amounts under and to otherwise satisfy all of its obligations to the Trustee under the Indenture. In such event, upon Request of the Board, the Trustee shall cause an accounting for such period or periods as may be requested by the Board to be prepared and filed with the Board and shall execute and deliver to the Board all such instruments as may be necessary or desirable to evidence such discharge and satisfaction, and the Trustee and any paying agents shall pay over, transfer, assign or deliver to the Board all moneys or securities or other property held by them pursuant to the Indenture which are not required for the payment or redemption of Bonds not theretofore surrendered for such payment or redemption.

Upon the deposit with the Trustee, in trust, at or before maturity, of money or securities in the necessary amount (as provided in the Indenture) to pay or redeem any outstanding Bond (whether upon or prior to its maturity or the redemption date of such Bond), provided that, if such Bond is to be redeemed prior to maturity, notice of such redemption shall have been given as provided in the Indenture, then all liability of the Board in respect of such Bond shall cease, terminate and be completely discharged, except only that thereafter the owner thereof shall be entitled only to payment of the principal of and interest on such Bond by the Board, and the Board shall remain liable for such payment, but only out of such money or securities deposited with the Trustee as aforesaid for their payment, provided further, however, that the provisions of the Indenture concerning payment of Bonds after discharge of the Indenture shall apply in all events.

The Board may at any time surrender to the Trustee for cancellation by it any Bonds previously issued and delivered which the Board may have acquired in any manner whatsoever, and such Bonds, upon such surrender and cancellation, shall be deemed to be paid and retired.

Whenever in the Indenture it is provided or permitted that there be deposited with or held in trust by the Trustee money or securities in the necessary amount to pay or redeem any Bonds, the money or securities so to be deposited or held may include money or securities held by the Trustee in the funds and accounts established pursuant to the Indenture and shall be:

(a) lawful money of the United States of America in an amount equal to the principal amount of such Bonds and all unpaid interest thereon to maturity, except that, in the case of Bonds which are to be redeemed prior to maturity and in respect of which notice of such redemption shall have been given as provided in the Indenture or provision satisfactory to the Trustee shall have been made for the giving of such notice, the amount to be deposited or held shall be the principal and all unpaid interest thereon to the redemption date; or

(b) Defeasance Securities, the principal of and interest on which when due will provide money sufficient to pay the principal and all unpaid interest to maturity, or to the redemption date, as the case may be, on the Bonds to be paid or redeemed, as such principal and interest become due, provided that, in the case of Bonds which are to be redeemed prior to the maturity thereof, notice of such redemption shall have been given as provided in the Indenture or provision satisfactory to the Trustee shall have been made for the giving of such notice; provided, in each case, that the Trustee shall have been irrevocably instructed (by the terms of the Indenture or by Request of the Board) to apply such money to the payment of such principal and interest with respect to such Bonds.

Notwithstanding any provisions of the Indenture, any moneys held by the Trustee in trust for the payment of the principal or interest on any Bonds and remaining unclaimed for two (2) years after the principal of all of the Bonds has become due and payable (whether at maturity or upon call for redemption or by acceleration as provided in the Indenture), if such moneys were so held at such date, or one year after the date of deposit of such moneys if deposited after said date when all of the Bonds became due and payable, shall, upon Request of the Board, be repaid to the Board free from the trusts created by the Indenture, and all liability of the Trustee with respect to such moneys shall thereupon cease provided, however, that before the repayment of such moneys to the Board as aforesaid, the Trustee, as the case may be, shall at the request of the Board (at the cost of the Board) first mail a notice, in such form as may be deemed appropriate by the Trustee, to the owners of the Bonds so payable and not presented and with respect to the provisions relating to the repayment to the Board of the moneys held for the payment thereof.

[THIS PAGE INTENTIONALLY LEFT BLANK]

APPENDIX E

FORM OF CONTINUING DISCLOSURE CERTIFICATE

This Continuing Disclosure Certificate dated February 27, 2020 (the “Disclosure Certificate”) is executed and delivered by the Trustees of the California State University (the “Board”) in connection with the issuance of \$829,425,000 principal amount of the Trustees of the California State University Systemwide Revenue Bonds, Series 2020B (Taxable) (the “Bonds”). The Bonds are being issued pursuant to an Indenture, dated as of April 1, 2002, as supplemented, including by a Thirty-First Supplemental Indenture, dated as of February 1, 2020 (the “Indenture”), by and between the Board and the Treasurer of the State of California, as trustee (the “Trustee”). The Board covenants and agrees as follows:

Section 1. Purpose of the Disclosure Certificate. This Disclosure Certificate is executed for the benefit of the Holders and Beneficial Owners (as defined below) of the Bonds from time to time, but shall not be deemed to create any monetary liability on the part of the Board to any other persons, including Holders or Beneficial Owners of the Bonds based on the Rule (as defined below). The sole remedy in the event of any failure of the Board to comply with this Disclosure Certificate shall be an action to compel performance of any act required hereunder.

Section 2. Definitions. In addition to the definitions set forth in the Indenture, which apply to any capitalized term used in this Disclosure Certificate unless otherwise defined in this Section, the following capitalized terms shall have the following meanings:

“Annual Report” shall mean any Annual Report filed by the Board pursuant to, and as described in, Sections 3 and 4 of this Disclosure Certificate.

“Beneficial Owner” shall mean any person which has the power, directly or indirectly, to vote or consent with respect to, or to dispose of ownership of, any Bonds (including persons holding Bonds through nominees, depositories or other intermediaries).

“Dissemination Agent” shall mean the Board, or any successor Dissemination Agent designated in writing by the Board and which has filed with the Board a written acceptance of such designation.

“Financial Obligation” shall mean, for purposes of the Listed Events set out in Section 5(a)(10) and Section (5)(b)(8), a (i) debt obligation; (ii) derivative instrument entered into in connection with, or pledged as security or a source of payment for, an existing or planned debt obligation; or (iii) guarantee of (i) or (ii). The term “Financial Obligation” shall not include municipal securities (as defined in the Securities Exchange Act of 1934, as amended) as to which a final official statement (as defined in the Rule) has been provided to the MSRB consistent with the Rule.

“Holder” shall mean the person in whose name any Bond shall be registered.

“Listed Events” shall mean any of the events listed in Section 5(a) or (b) of this Disclosure Certificate.

“MSRB” shall mean the Municipal Securities Rulemaking Board or any other entity designated or authorized by the Securities and Exchange Commission to receive reports pursuant to the Rule. Until otherwise designated by the MSRB or the Securities and Exchange Commission, filings with the MSRB are to be made through the Electronic Municipal Market Access (EMMA) website of the MSRB, currently located at <http://emma.msrb.org>.

“Official Statement” shall have the meaning given thereto in Section 4(2) of this Disclosure Certificate.

“Participating Underwriter” shall mean any of the original underwriters of the Bonds required to comply with the Rule in connection with offering of the Bonds.

“Rule” shall mean Rule 15c2-12(b)(5) adopted by the Securities and Exchange Commission under the Securities Exchange Act of 1934, as the same may be amended from time to time.

Section 3. Provision of Annual Reports.

(a) The Board shall, or shall cause the Dissemination Agent to, not later than January 1 of each year in which the Bonds are Outstanding, commencing January 1, 2021, provide to the MSRB an Annual Report which is consistent with the requirements of Section 4 of this Disclosure Certificate. The Annual Report may cross-reference other information as provided in Section 4 of this Disclosure Certificate; provided that the audited financial statements of the Board with respect to the Gross Revenues (as defined in the Indenture) may be submitted separately from the balance of the Annual Report and later than the date required above for the filing of the Annual Report if such financial statements are not available by that date. If the Board's fiscal year changes, it shall give notice of such change in a filing with the MSRB. The Annual Report shall be submitted on a standard form in use by industry participants or other appropriate form and shall identify the Bonds by name and CUSIP number.

(b) Not later than 15 business days prior to said date, the Board shall provide the Annual Report to the Dissemination Agent (if other than the Board). If the Board is unable to provide to the MSRB an Annual Report by the date required in subsection (a), the Board shall, in a timely manner, send or cause to be sent to the MSRB a notice in substantially the form attached as Exhibit A.

(c) The Dissemination Agent shall (if the Dissemination Agent is other than the Board) file a report with the Board certifying that the Annual Report has been provided pursuant to this Disclosure Certificate, stating the date it was provided to the MSRB.

Section 4. Content of Annual Reports. The Board's Annual Report shall contain or include by reference the following:

(1) The audited financial statements of the Board with respect to the Gross Revenues (as defined in the Indenture) for the prior fiscal year, prepared in accordance with generally accepted accounting principles as promulgated from time to time by the Financial Accounting Standards Board or the Government Accounting Standards Board, as may then be applicable in the judgment of the Board. If these audited financial statements are not available by the time the Annual Report is required to be filed pursuant to Section 3(a), the Annual Report shall contain unaudited financial statements in a format similar to the financial statements for the prior fiscal year, and the audited financial statements shall be filed in the same manner as the Annual Report when they become available.

(2) The Board's Annual Reports shall contain updates or changes to certain information contained in Appendix A of the Official Statement relating to the Bonds dated February 5, 2020 (the "Official Statement") concerning the immediately preceding fiscal year, as follows:

(i) in Tables 1, 6, 8 and under the column entitled "Total Systemwide Revenue Bonds" in Table 9 (including information regarding debt service on any debt secured on a parity with the Bonds);

(ii) under the caption "SYSTEMWIDE REVENUE BOND PROGRAMS – Housing Program – Capacity and Occupancy" pertaining to the design capacity and occupancy rate of the Housing Program;

(iii) under the caption "SYSTEMWIDE REVENUE BOND PROGRAMS – Student Union Program – Rates and Charges" pertaining to the range of student body center fees per student; and

(iv) under the caption "SYSTEMWIDE REVENUE BOND PROGRAMS – Health Center Facilities Program" pertaining to the amount of the health center facility fee and the campuses of the California State University system at which such fee is imposed.

(3) Information regarding the issuance by the Board of any debt secured on a parity with the Bonds since the date of the last Annual Report.

(4) Information regarding any amendments to the Indenture made since the date of the last Annual Report.

Any or all of the items listed above may be set forth in one or a set of documents or may be included by specific reference to other documents, including official statements of debt issues of the Board or related public entities, which have been made available to the public on the MSRB's website. The Board shall clearly identify each such other document so included by reference.

Section 5. Reporting of Significant Events.

(a) The Board shall give, or cause to be given, notice of the occurrence of any of the following events with respect to the Bonds in a timely manner not later than ten business days after the occurrence of the event:

1. Principal and interest payment delinquencies;
2. Unscheduled draws on debt service reserves reflecting financial difficulties;
3. Unscheduled draws on credit enhancements reflecting financial difficulties;
4. Substitution of credit or liquidity providers, or their failure to perform;
5. Adverse tax opinions or issuance by the Internal Revenue Service of proposed or final determination of taxability or of a Notice of Proposed Issue (IRS Form 5701 TEB);
6. Tender offers;
7. Defeasances;
8. Rating changes;
9. Bankruptcy, insolvency, receivership or similar event of the obligated person; or
10. Default, event of acceleration, termination event, modification of terms, or other similar events under the terms of a Financial Obligation of the Board, any of which reflect financial difficulties.

Note: for the purposes of the event identified in subparagraph (9), the event is considered to occur when any of the following occur: the appointment of a receiver, fiscal agent or similar officer for an obligated person in a proceeding under the U.S. Bankruptcy Code or in any other proceeding under state or federal law in which a court or governmental authority has assumed jurisdiction over substantially all of the assets or business of the obligated person, or if such jurisdiction has been assumed by leaving the existing governmental body and officials or officers in possession but subject to the supervision and orders of a court or governmental authority, or the entry of an order confirming a plan of reorganization, arrangement or liquidation by a court or governmental authority having supervision or jurisdiction over substantially all of the assets or business of the obligated person.

(b) The Board shall give, or cause to be given, notice of the occurrence of any of the following events with respect to the Bonds, if material, in a timely manner not later than ten business days after the occurrence of the event:

1. Unless described in Section 5(a)(5), other material notices or determinations by the Internal Revenue Service with respect to the tax status of the Bonds or other material events affecting the tax status of the Bonds;
2. Modifications to rights of Bond holders;
3. Optional, unscheduled or contingent Bond calls;
4. Release, substitution, or sale of property securing repayment of the Bonds;

5. Non-payment related defaults;
6. The consummation of a merger, consolidation, or acquisition involving an obligated person or the sale of all or substantially all of the assets of the obligated person, other than in the ordinary course of business, the entry into a definitive agreement to undertake such an action or the termination of a definitive agreement relating to any such actions, other than pursuant to its terms;
7. Appointment of a successor or additional trustee or the change of name of a trustee; or
8. Incurrence of a Financial Obligation of the Board, or agreement to covenants, events of default, remedies, priority rights, or other similar terms of a Financial Obligation of the Board, any of which affect security holders.

(c) Whenever the Board obtains knowledge of the occurrence of a Listed Event described in Section 5(b), the Board shall determine if such event would be material under applicable federal securities laws.

(d) If a Listed Event described in Section 5(a) has occurred, or if the Board determines that a Listed Event described in Section 5(b) would be material under applicable federal securities laws, the Board shall within ten business days of occurrence file a notice of such occurrence with the MSRB. Notwithstanding the foregoing, notice of the Listed Event described in Section 5(b)(3) need not be given under this subsection any earlier than the notice (if any) of the underlying event is given to the Holders of affected Bonds pursuant to the Indenture.

(e) The Board intends to comply with the Listed Events described in Section 5(a)(10) and Section 5(b)(8), and the definition of “Financial Obligation” in Section 1, with reference to the Rule, any other applicable federal securities laws and the guidance provided by the Commission in Release No. 34-83885 dated August 20, 2018 (the “2018 Release”), and any further amendments or written guidance provided by the Commission or its staff with respect to the amendments to the Rule effected by the 2018 Release.

Section 6. Format for Filings with MSRB. Any report or filing with the MSRB pursuant to this Disclosure Certificate must be submitted in electronic format, accompanied by such identifying information as is prescribed by the MSRB.

Section 7. Termination. The Board’s reporting obligations under this Disclosure Certificate with respect to any particular Bond shall terminate upon the legal defeasance, prior redemption or payment in full of such Bond. The Board’s obligations under this Disclosure Certificate shall terminate upon the legal defeasance, prior redemption or payment in full of all of the Bonds. If such termination occurs prior to the final maturity of the Bonds, the Board shall give notice of such termination in a filing with the MSRB.

Section 8. Dissemination Agent. The Board may, from time to time, appoint or engage a Dissemination Agent to assist it in carrying out its obligations under this Disclosure Certificate, and may discharge any such Dissemination Agent, with or without appointing a successor Dissemination Agent. The Dissemination Agent shall not be responsible in any manner for the content of any notice or report prepared by the Board pursuant to this Disclosure Certificate.

Section 9. Amendment; Waiver. Notwithstanding any other provision of this Disclosure Certificate, the Board may amend this Disclosure Certificate, provided that the following conditions are satisfied:

(a) If the amendment or waiver relates to the provisions of Sections 3(a), 4, or 5(a) or (b), it may only be made in connection with a change in circumstances that arises from a change in legal requirements, change in law, or change in the identity, nature or status of an obligated person with respect to the Bonds, or the type of business conducted;

(b) The undertaking, as amended or taking into account such waiver, would, in the opinion of nationally recognized bond counsel, have complied with the requirements of the Rule at the time of the original issuance of the

Bonds, after taking into account any amendments or interpretations of the Rule, as well as any change in circumstances; and

(c) The amendment or waiver either (i) is approved by the Holders of the Bonds in the same manner as provided in the Indenture for amendments to the Indenture with the consent of Holders, or (ii) does not, in the opinion of nationally recognized bond counsel, materially impair the interests of the Holders or Beneficial Owners of the Bonds.

In the event of any amendment or waiver of a provision of this Disclosure Certificate, the Board shall describe such amendment in the next Annual Report, and shall include, as applicable, a narrative explanation of the reason for the amendment or waiver and its impact on the type (or, in the case of a change of accounting principles, on the presentation) of financial information or operating data being presented by the Board. In addition, if the amendment relates to the accounting principles to be followed in preparing financial statements, (i) notice of such change shall be given in a filing with the MSRB, and (ii) the Annual Report for the year in which the change is made should present a comparison (in narrative form and also, if feasible, in quantitative form) between the financial statements as prepared on the basis of the new accounting principles and those prepared on the basis of the former accounting principles.

Section 10. Additional Information. Nothing in this Disclosure Certificate shall be deemed to prevent the Board from disseminating any other information, using the means of dissemination set forth in this Disclosure Certificate or any other means of communication, or including any other information in any Annual Report or notice of occurrence of a Listed Event or other notice required to be filed pursuant to this Disclosure Certificate, in addition to that which is required by this Disclosure Certificate. If the Board chooses to include any information in any Annual Report or notice of occurrence of a Listed Event or other notice in addition to that which is specifically required by this Disclosure Certificate, the Board shall have no obligation under this Certificate to update such information or include it in any future Annual Report or notice of occurrence of a Listed Event or any other event required to be reported.

Section 11. Default. In the event of a failure of the Board to comply with any provision of this Disclosure Certificate, any Holder or Beneficial Owner of the Bonds may take such actions as may be necessary and appropriate, including seeking mandate or specific performance by court order, to cause the Board to comply with its obligations under this Disclosure Certificate. A default under this Disclosure Certificate shall not be deemed an Event of Default under the Indenture, and the sole remedy under this Disclosure Certificate in the event of any failure of the Board to comply with this Disclosure Certificate shall be an action to compel performance.

Section 12. Duties, Immunities and Liabilities of Dissemination Agent. The Dissemination Agent shall have only such duties as are specifically set forth in this Disclosure Certificate, and the Board agrees to indemnify and save the Dissemination Agent, its officers, directors, employees and agents, harmless against any loss, expense and liabilities which it may incur arising out of or in the exercise of performance of its powers and duties hereunder, including the costs and expenses (including attorneys fees) of defending against any claim of liability, but excluding liabilities due to the Dissemination Agent's negligence or willful misconduct. The obligations of the Board under this Section shall survive resignation or removal of the Dissemination Agent and payment of the Bonds.

Section 13. Beneficiaries. This Disclosure Certificate shall inure solely to the benefit of the Board, the Trustee, the Dissemination Agent, each Participating Underwriter and Holders and Beneficial Owners from time to time of the Bonds, and shall create no rights in any other person or entity.

IN WITNESS WHEREOF, the Board has caused this Disclosure Certificate to be executed by its authorized representative as of the date first above written.

TRUSTEES OF THE CALIFORNIA STATE
UNIVERSITY

By: _____
Authorized Representative

EXHIBIT A

NOTICE TO REPOSITORIES OF FAILURE TO FILE ANNUAL REPORT

Name of Issuer: Trustees of the California State University

Name of Bond Issue: Trustees of the California State University Systemwide Revenue Bonds, Series 2020B (Taxable)

Date of Issuance: February 27, 2020

NOTICE IS HEREBY GIVEN that the Trustees of the California State University (the "Board") has not provided an Annual Report with respect to the above-named Bonds as required by the Continuing Disclosure Certificate executed and delivered by the Board with respect to the above-named Bonds. [The Board anticipates that the Annual Report will be filed by _____.]

Dated: _____

TRUSTEES OF THE CALIFORNIA STATE UNIVERSITY

Authorized Representative

APPENDIX F
FORM OF BOND COUNSEL OPINION

[Closing Date]

Trustees of the California State University
Long Beach, California

Trustees of the California State University
Systemwide Revenue Bonds, Series 2020B (Taxable)
(Final Opinion)

Ladies and Gentlemen:

We have acted as bond counsel to the Trustees of the California State University (the “Issuer”) in connection with the issuance of \$829,425,000 aggregate principal amount of Trustees of the California State University Systemwide Revenue Bonds, Series 2020B (Taxable) (the “Series 2020B Bonds”), issued pursuant to The State University Revenue Bond Act of 1947 of the State of California, as amended, and pursuant to an Indenture dated as of April 1, 2002, as supplemented, including by a Thirty-First Supplemental Indenture, dated as of February 1, 2020 (the “Indenture”), each by and between the Issuer and the Treasurer of the State of California, as trustee (the “State Treasurer”). The Series 2020B Bonds are being issued to finance and refinance the costs of construction of facilities at various campuses of the California State University and to pay certain related expenses. Capitalized terms not otherwise defined herein shall have the meanings ascribed thereto in the Indenture.

In such connection, we have reviewed the Indenture, the opinion of counsel to the Issuer, certificates of the Issuer, the State Treasurer and others, and such other documents, opinions and matters to the extent we deemed necessary to render the opinions set forth herein.

The opinions expressed herein are based on an analysis of existing laws, regulations, rulings and court decisions and cover certain matters not directly addressed by such authorities. Such opinions may be affected by actions taken or omitted or events occurring after original delivery of the Series 2020B Bonds on the date hereof. We have not undertaken to determine, or to inform any person, whether any such actions are taken or omitted or events do occur or any other matters come to our attention after original delivery of the Series 2020B Bonds on the date hereof. Accordingly, this letter speaks only as of its date and is not intended to, and may not, be relied upon or otherwise used in connection with any such actions, events or matters. We disclaim any obligation to update this letter. We have assumed the genuineness of all documents and signatures presented to us (whether as originals or as copies) and the due and legal execution and delivery thereof by, and validity against, any parties other than the Issuer. We have assumed, without undertaking to verify, the accuracy of the factual matters represented, warranted or certified in the documents, and of the legal conclusions contained in the opinions, referred to in the second paragraph hereof. Furthermore, we have assumed compliance with all covenants and agreements contained in the Indenture. We call attention to the fact that the rights and obligations under the Series 2020B Bonds, the Indenture and their enforceability may be subject to bankruptcy, insolvency, receivership, reorganization, arrangement, fraudulent conveyance, moratorium and other laws relating to or affecting creditors’ rights, to the application of equitable principles, to the exercise of judicial discretion in appropriate cases and to the limitations on legal remedies against agencies of the State of California. We express no opinion with respect to any indemnification, contribution, liquidated damages, penalty (including any remedy deemed to constitute or having the effect of a penalty), right of set-off, arbitration, judicial reference, choice of law, choice of forum, choice of venue, non-exclusivity of remedies, waiver or severability provisions contained in the foregoing documents, nor do we express any opinion with respect to the state or quality of title to or interest in any of the assets described in or as subject to the lien of the Indenture or the accuracy or sufficiency of the description contained therein of, or the remedies available to enforce liens on, any such assets. Our services did not include financial or other non-legal advice. Finally, we undertake no responsibility for the accuracy, completeness or fairness of the Official Statement or other offering material relating to the Series 2020B Bonds and express no opinion with respect thereto.

Based on and subject to the foregoing, and in reliance thereon, as of the date hereof, we are of the following opinions:

1. The Series 2020B Bonds constitute the valid and binding special obligations of the Issuer payable from Gross Revenues and other amounts pledged under the Indenture, subject to the terms of the Indenture. The Issuer is not obligated to pay the principal of or interest on the Series 2020B Bonds except from such Gross Revenues and any other amounts pledged under the Indenture, subject to the terms of the Indenture.

2. The Indenture has been duly executed and delivered by, and constitutes the valid and binding obligation of, the Issuer. The Indenture creates a valid pledge, to secure the payment of the principal of and interest on the Series 2020B Bonds, of the Gross Revenues and amounts held by the State Treasurer in any fund or account established pursuant to the Indenture, except the Rebate Fund, subject to the provisions of the Indenture permitting the application thereof for the purposes and on the terms and conditions set forth in the Indenture.

3. The Series 2020B Bonds are not a lien, charge or liability against the State of California, or against the Issuer or against the property or funds of either, except to the extent of the aforementioned pledge. Neither the faith and credit nor the taxing power of the State of California or of any political subdivision thereof is pledged to the payment of the principal of or interest on the Series 2020B Bonds. The Series 2020B Bonds are not a debt of the State of California, and said State is not liable for the payment thereof.

4. Interest on the Series 2020B Bonds is exempt from State of California personal income taxes. We express no opinion regarding other tax consequences related to the ownership or disposition of, or the amount, accrual or receipt of interest on, the Series 2020B Bonds.

Faithfully yours,

APPENDIX G

BOOK-ENTRY ONLY SYSTEM

The Depository Trust Company (“DTC”), New York, NY, will act as securities depository for the Trustees of the California State University Systemwide Revenue Bonds, Series 2020B (Taxable) (the “Series 2020B Bonds”). The Series 2020B Bonds will be issued as fully registered securities registered in the name of Cede & Co. (DTC’s partnership nominee) or such other name as may be requested by an authorized representative of DTC. One fully-registered bond will be issued for each maturity of the Series 2020B Bonds, each in the aggregate principal amount of such maturity, and will be deposited with DTC.

DTC, the world’s largest securities depository, is a limited-purpose trust company organized under the New York Banking Law, a “banking organization” within the meaning of the New York Banking Law, a member of the Federal Reserve System, a “clearing corporation” within the meaning of the New York Uniform Commercial Code, and a “clearing agency” registered pursuant to the provisions of Section 17A of the Securities Exchange Act of 1934. DTC holds and provides asset servicing for over 3.5 million issues of U.S. and non-U.S. equity issues, corporate and municipal debt issues, and money market instruments from over 100 countries that DTC’s participants (“Direct Participants”) deposit with DTC. DTC also facilitates the post-trade settlement among Direct Participants of sales and other securities transactions in deposited securities, through electronic computerized book-entry transfers and pledges between Direct Participants’ accounts. This eliminates the need for physical movement of securities certificates. Direct Participants include both U.S. and non-U.S. securities brokers and dealers, banks, trust companies, clearing corporations, and certain other organizations. DTC is a wholly-owned subsidiary of The Depository Trust & Clearing Corporation (“DTCC”). DTCC is the holding company for DTC, National Securities Clearing Corporation and Fixed Income Clearing Corporation, all of which are registered clearing agencies. DTCC is owned by the users of its regulated subsidiaries. Access to the DTC system is also available to others such as both U.S. and non-U.S. securities brokers and dealers, banks, trust companies, and clearing corporations that clear through or maintain a custodial relationship with a Direct Participant, either directly or indirectly (“Indirect Participants”). The DTC Rules applicable to its Participants are on file with the Securities and Exchange Commission. More information about DTC can be found at www.dtcc.com.

Purchases of Series 2020B Bonds under the DTC system must be made by or through Direct Participants, which will receive a credit for the Series 2020B Bonds on DTC’s records. The ownership interest of each actual purchaser of each Series 2020B Bond (“Beneficial Owner”) is in turn to be recorded on the Direct and Indirect Participants’ records. Beneficial Owners will not receive written confirmation from DTC of their purchase. Beneficial Owners are, however, expected to receive written confirmations providing details of the transaction, as well as periodic statements of their holdings, from the Direct or Indirect Participant through which the Beneficial Owner entered into the transaction. Transfers of ownership interests in the Series 2020B Bonds are to be accomplished by entries made on the books of Direct and Indirect Participants acting on behalf of Beneficial Owners. Beneficial Owners will not receive bonds representing their ownership interests in Series 2020B Bonds, except in the event that use of the book-entry system for the Series 2020B Bonds is discontinued.

To facilitate subsequent transfers, all Series 2020B Bonds deposited by Direct Participants with DTC are registered in the name of DTC’s partnership nominee, Cede & Co., or such other name as may be requested by an authorized representative of DTC. The deposit of Series 2020B Bonds with DTC and their registration in the name of Cede & Co. or such other DTC nominee do not effect any change in beneficial ownership. DTC has no knowledge of the actual Beneficial Owners of the Series 2020B Bonds; DTC’s records reflect only the identity of the Direct Participants to whose accounts such Series 2020B Bonds are credited, which may or may not be the Beneficial Owners. The Direct and Indirect Participants will remain responsible for keeping account of their holdings on behalf of their customers.

Conveyance of notices and other communications by DTC to Direct Participants, by Direct Participants to Indirect Participants, and by Direct Participants and Indirect Participants to Beneficial Owners will be governed by arrangements among them, subject to any statutory or regulatory requirements as may be in effect from time to time. Beneficial Owners of Series 2020B Bonds may wish to take certain steps to augment the transmission to them of notices of significant events with respect to the Series 2020B Bonds, such as redemptions, tenders, defaults, and proposed amendments to the Series 2020B Bond documents. For example, Beneficial Owners of Series 2020B Bonds

may wish to ascertain that the nominee holding the Series 2020B Bonds for their benefit has agreed to obtain and transmit notices to Beneficial Owners. In the alternative, Beneficial Owners may wish to provide their names and addresses to the registrar and request that copies of notices be provided directly to them.

Redemption notices shall be sent to DTC. If less than all of the Series 2020B Bonds within a maturity are being redeemed, DTC's practice is to determine by lot the amount of the interest of each Direct Participant in such maturity to be redeemed.

Neither DTC nor Cede & Co. (nor any other DTC nominee) will consent or vote with respect to Series 2020B Bonds unless authorized by a Direct Participant in accordance with DTC's Procedures. Under its usual procedures, DTC mails an Omnibus Proxy to the Board as soon as possible after the record date. The Omnibus Proxy assigns Cede & Co.'s consenting or voting rights to those Direct Participants to whose accounts Series 2020B Bonds are credited on the record date (identified in a listing attached to the Omnibus Proxy).

Principal and interest payments on the Series 2020B Bonds will be made to Cede & Co., or such other nominee as may be requested by an authorized representative of DTC. DTC's practice is to credit Direct Participants' accounts upon DTC's receipt of funds and corresponding detail information from the Board or the Trustee, on payment date in accordance with their respective holdings shown on DTC's records. Payments by Participants to Beneficial Owners will be governed by standing instructions and customary practices, as is the case with securities held for the accounts of customers in bearer form or registered in "street name," and will be the responsibility of such Participant and not of DTC nor its nominee, the Trustee, or the Board, subject to any statutory or regulatory requirements as may be in effect from time to time. Principal and interest payments to Cede & Co. (or such other nominee as may be requested by an authorized representative of DTC) is the responsibility of the Trustee, disbursement of such payments to Direct Participants will be the responsibility of DTC, and disbursement of such payments to the Beneficial Owners will be the responsibility of Direct and Indirect Participants.

A Beneficial Owner shall give notice to elect to have its Series 2020B Bonds purchased or tendered, through its Participant, to the Trustee, and shall effect delivery of such Series 2020B Bonds by causing the Direct Participant to transfer the Participant's interest in the Series 2020B Bonds, on DTC's records, to the Trustee. The requirement for physical delivery of Series 2020B Bonds in connection with an optional tender or a mandatory purchase will be deemed satisfied when the ownership rights in the Series 2020B Bonds are transferred by Direct Participants on DTC's records and followed by a book-entry credit of tendered Series 2020B Bonds to the Trustee's DTC account.

DTC may discontinue providing its services as depository with respect to the Series 2020B Bonds at any time by giving reasonable notice to the Board or the Trustee. Under such circumstances, in the event that a successor depository is not obtained, physical Series 2020B Bonds are required to be printed and delivered.

The Board may decide to discontinue use of the system of book-entry transfers through DTC (or a successor securities depository). In that event, physical Series 2020B Bonds will be printed and delivered.

The information in this section concerning DTC and DTC's book-entry system has been obtained from sources that the Board believes to be reliable, but the Board takes no responsibility for the accuracy thereof.

APPENDIX H

PROJECTS FINANCED AND BONDS REFUNDED WITH SERIES 2020B BONDS

New Money and Bond Anticipation Note Projects to be Funded by Series 2020B Bonds

<i>Projects</i>	<i>Allocation of Principal of Series 2020B Bonds</i>
CSU Academic Capital Outlay	<u>\$ 621,760,000</u>
TOTAL	\$ 621,760,000

BONDS TO BE REFUNDED BY SERIES 2020B BONDS

The final payment date of the Bonds to be Refunded will be the designated redemption date as shown below. See "PLAN OF FINANCE — Refunding Plan" in the forepart of this Official Statement.

Systemwide Revenue Bonds to Be Refunded by Series 2020B Bonds

<i>Series</i>	<i>Principal to be Refunded</i>	<i>Redemption Date</i>	<i>Redemption Price</i>	<i>CUSIP* (Base)</i>
Systemwide Revenue Bonds, Series 2011A	\$193,445,000	November 1, 2021	100%	13077C

* CUSIP® is a registered trademark of the American Bankers Association. CUSIP Global Services (CGS) is managed on behalf of the American Bankers Association by S&P Global Market Intelligence. Copyright© 2020 CUSIP Global Services. All rights reserved. CUSIP® data herein are provided by CUSIP Global Services. This data is not intended to create a database and does not serve in any way as a substitute for the CGS database. CUSIP® numbers are provided for convenience of reference only. None of the Board, the Underwriters or their agents or counsel assume responsibility for the accuracy of such numbers. The CUSIP number for a specific maturity is subject to being changed as a result of various subsequent actions, including, but not limited to, a refunding in whole or in part of such maturity.

[THIS PAGE INTENTIONALLY LEFT BLANK]

APPENDIX I
LETTERS FROM UNDERWRITERS

[THIS PAGE INTENTIONALLY LEFT BLANK]



January 23, 2020

Mr. Blake Fowler, Director
Office of the Treasurer of the State of California
Public Finance Division
915 Capitol Mall, Room 261
Sacramento, CA 95814
blake.fowler@treasurer.ca.gov

CC: Ms. Rosa Renaud, Director
California State University – Financing and Treasury
401 Golden Shore, 5th Floor
Long Beach, CA 90802
rrenaud@calstate.edu

Re: Trustees of the California State University
Systemwide Revenue Bonds, Series 2020B (Taxable)

Dear Sir:

Academy Securities, Inc., Co-Managing underwriter on the upcoming Trustees of the California State University Systemwide Revenue Bonds, Series 2020B (Taxable) transaction, intends to enter into Third Party Distribution Agreements with TD Ameritrade Inc., Intercoastal Capital Markets, Inc., and 280 Securities LLC for the retail distribution of certain municipal securities offerings, at the original issue prices. Pursuant to these Third Party Distribution Agreements (if applicable for this transaction), Academy Securities, Inc. may share a portion of its underwriting compensation with these firms.

ACADEMY SECURITIES, INC.

January 21, 2020

State of California
Office of the State Treasurer
915 Capitol Mall, Room 261
Sacramento, CA 95814

Attn: Blake Fowler

Re: Trustees of the California State University
Systemwide Revenue Bonds, Series 2020B (Taxable)

Dear Mr. Fowler:

BofA Securities, Inc. is providing the following language for inclusion in the Official Statement:

BofA Securities, Inc., an underwriter of the Bonds, has entered into a distribution agreement with its affiliate Merrill Lynch, Pierce, Fenner & Smith Incorporated ("MLPF&S"). As part of this arrangement, BofA Securities, Inc. may distribute securities to MLPF&S, which may in turn distribute such securities to investors through the financial advisor network of MLPF&S. As part of this arrangement, BofA Securities, Inc. may compensate MLPF&S as a dealer for their selling efforts with respect to the Bonds.

Sincerely,

BofA Securities, Inc.



January 24, 2020

Blake Fowler
Director, Public Finance
Office of the Treasurer of the State of California
915 Capitol Mall, Room 110
Sacramento, CA 95814

RE: Trustees of the California State University Systemwide Revenue Bonds
Series 2020B (Taxable) (the "Bonds")

Dear Mr. Fowler:

Citigroup Global Markets Inc. is providing the following language for inclusion in the Offering Statement.

Citigroup Global Markets Inc., an underwriter of the Bonds, has entered into a retail distribution agreement with Fidelity Capital Markets, a division of National Financial Services LLC (together with its affiliates, "Fidelity"). Under this distribution agreement, Citigroup Global Markets Inc. may distribute municipal securities to retail investors at the original issue price through Fidelity. As part of this arrangement, Citigroup Global Markets Inc. will compensate Fidelity for its selling efforts.

Citigroup Global Markets Inc.

CC: Rosa Renaud
Director, Long Term Finance
California State University
401 Golden Shore, 5th Floor
Long Beach, CA 90802

J.P.Morgan

January 14, 2020

Blake Fowler
Director
Office of the Treasurer of the State of California
Public Finance Division, Room 110
915 Capitol Mall
Sacramento, California 95814

Re: The Trustees of The California State University, Systemwide Revenue Bonds, Taxable Series 2020B

Dear Mr. Fowler:

J.P. Morgan Securities LLC ("JPMS") has entered into a negotiated dealer agreement with Charles Schwab & Co., Inc. ("CS&Co.") for the retail distribution of certain securities offerings to the retail customers of CS&Co. at the original issue prices. Subject to your consent, JPMS would like to invite CS&Co. to participate in the above captioned upcoming offering. As compensation to CS&Co., JPMS will share a portion of the selling concession with CS&Co.

If you consent, please note that we would include the below language in the "Underwriting" section of the POS and the OS:

J.P. Morgan Securities LLC ("JPMS"), one of the Underwriters of the Bonds, has entered into a negotiated dealer agreement (the "Dealer Agreement") with Charles Schwab & Co., Inc. ("CS&Co.") for the retail distribution of certain securities offerings at the original issue prices. Pursuant to the Dealer Agreement (if applicable to this transaction), CS&Co. will purchase Bonds from JPMS at the original issue price less a negotiated portion of the selling concession applicable to any Bonds that CS&Co. sells.

J.P. MORGAN SECURITIES LLC

cc:

Rosa Renaud, *The Trustees of The California State University*

Morgan Stanley

January 22, 2020

Mr. Blake Fowler
Director, Public Finance Division
Office of the Treasurer of the State of California
915 Capitol Mall, Room 261
Sacramento, CA 95814

RE: Trustees of the California State University
Systemwide Revenue Bonds, Series 2020B (Taxable)

Dear Mr. Fowler:

Morgan Stanley & Co. LLC is providing the following language for inclusion in the Official Statement:

Morgan Stanley & Co. LLC, an underwriter of the Bonds, has entered into a retail distribution arrangement with its affiliate Morgan Stanley Smith Barney LLC. As part of this arrangement, Morgan Stanley & Co. LLC may distribute municipal securities to retail investors through the financial advisor network of Morgan Stanley Smith Barney LLC. As part of this arrangement, Morgan Stanley & Co. LLC may compensate Morgan Stanley Smith Barney LLC for its selling efforts with respect to the Bonds.

Morgan Stanley & Co. LLC

CC: Rosa Renaud, California State University



January 23, 2020

Mr. Blake Fowler
Director of Public Finance
Office of the Treasurer of the State of California
Public Finance Division
915 Capital Mall, Room 261
Sacramento, CA 95814

**RE: CALIFORNIA STATE UNIVERSITY SYSTEMWIDE REVENUE BONDS, SERIES 2020B
(TAXABLE)**

Dear Mr. Fowler,

Piper Sandler & Co. is providing the following language for inclusion in the Official Statement.

Piper Sandler & Co. and UnionBanc Investment Securities LLC ("UnionBanc") entered into an agreement (the "Agreement") which enables UnionBanc to distribute certain new issue municipal securities underwritten by or allocated to Piper Sandler & Co., including the Trustees of the California State University Systemwide Revenue Bonds, Series 2020 (Taxable) (the "Bonds). Under the Agreement, Piper Sandler & Co. will share with UnionBanc a portion of the fee or commission paid to Piper Sandler & Co.

Sincerely,

Piper Sandler & Co.

cc: Rosa Renaud, CSU.



January 16, 2020

To: Mr. Blake Fowler
Director, Public Finance Division
Office of the Treasurer of the State of California
915 Capitol Mall
Sacramento, CA 95814

Re: Trustees of the California State University
Systemwide Revenue Bonds, Series 2020B (Taxable)

Dear Mr. Fowler,

UBS Financial Services Inc. ("UBS FSI") has entered into a distribution and service agreement with its affiliate UBS Securities LLC ("UBS Securities") for the distribution of certain municipal securities offerings. UBS FSI would like to utilize this agreement in connection with the offering and sale of the Trustees of the California State University Systemwide Revenue Bonds, Series 2020B (Taxable) (the "Bonds"). If utilized, UBS FSI would share a portion of its underwriting compensation with respect to the Bonds with UBS Securities. If you consent to the use of this agreement in connection with the above referenced transaction, please indicate such consent in a response to this email. UBS FSI and UBS Securities are each subsidiaries of UBS Group AG.

If your consent is provided, we would request that the following disclosure be added to the offering document for this transaction:

"UBS Financial Services Inc. ("UBS FSI"), [one of the underwriters] of the Bonds, has entered into a distribution and service agreement with its affiliate UBS Securities LLC ("UBS Securities") for the distribution of certain municipal securities offerings, including the Bonds. Pursuant to such agreement, UBS FSI will share a portion of its underwriting compensation with respect to the Bonds with UBS Securities. UBS FSI and UBS Securities are each subsidiaries of UBS Group AG."

UBS Financial Services Inc.

CC: Rosa Renaud, Director
The California State University
401 Golden Shore
Long Beach, CA 90802

January 14, 2020

Mr. Blake Fowler
Director, Public Finance Division
Office of the Treasurer of the State of California
915 Capitol Mall
Sacramento, CA 95814

Re: Trustees of the California State University
Systemwide Revenue Bonds, Series 2020B (Taxable) (the "Bonds")

Dear Mr. Fowler:

Wells Fargo Securities is providing the following language for inclusion in the Official Statement.

Wells Fargo Bank, National Association, acting through its Municipal Finance Group ("WFBNA"), and one of the underwriters of the Bonds, has entered into an agreement (the "WFA Distribution Agreement") with its affiliate, Wells Fargo Clearing Services, LLC (which uses the trade name "Wells Fargo Advisors") ("WFA"), for the distribution of certain municipal securities offerings, including the Bonds. Pursuant to the WFA Distribution Agreement, WFBNA will share a portion of its underwriting or remarketing agent compensation, as applicable, with respect to the Bonds with WFA. WFBNA has also entered into an agreement (the "WFSLLC Distribution Agreement") with its affiliate Wells Fargo Securities, LLC ("WFSLLC"), for the distribution of municipal securities offerings, including the Bonds. Pursuant to the WFSLLC Distribution Agreement, WFBNA pays a portion of WFSLLC's expenses based on its municipal securities transactions. WFBNA, WFSLLC, and WFA are each wholly-owned subsidiaries of Wells Fargo & Company.

Wells Fargo Securities is the trade name for certain securities-related capital markets and investment banking services of Wells Fargo & Company and its subsidiaries, including Wells Fargo Bank, National Association, which conducts its municipal securities sales, trading and underwriting operations through the Wells Fargo Bank, NA Municipal Finance Group, a separately identifiable department of Wells Fargo Bank, National Association, registered with the Securities and Exchange Commission as a municipal securities dealer pursuant to Section 15B(a) of the Securities Exchange Act of 1934.

Wells Fargo Bank, National Association

